

21 mai 2026

| LU | MA | ME | JE | VE | SA | DI |
|----|----|----|----|----|----|----|
|    |    |    |    | 01 | 02 | 03 |
| 04 | 05 | 06 | 07 | 08 | 09 | 10 |
| 11 | 12 | 13 | 14 | 15 | 16 | 17 |
| 18 | 19 | 20 | 21 | 22 | 23 | 24 |
| 25 | 26 | 27 | 28 | 29 | 30 | 31 |

# PHYSIONOMIE BOURSIÈRE 2026

## Sommaire

■ Indicateurs & Activité des Marchés

2

■ Marché Principal : Palmarès

4

■ Marché Principal : Par compartiment & Groupe de cotation

6

■ Marché Principal : Par catégorie d'avoirs

8

■ Marché Obligataire

9

■ Marché Hors Cote

10

■ Récap sur l'année

11

■ Instruments

21

# Indicateurs & Activité des marchés

Séance du 21/05/2026

Cap.Boursière (MD) **43 621**

Var. du jour : **-1,81%**

Var. annuelle : **25,83%**

| Marchés          | Echanges bloc | Quantité bloc | Capitaux bloc | Echanges | Quantité  | Capitaux (TND) |
|------------------|---------------|---------------|---------------|----------|-----------|----------------|
| Marché Principal | 0             | 0             | 0             | 3 693    | 1 005 221 | 12 950 937     |

| Sociétés Cotées | Hausse | Baisse | Inchangé | NC | Suspendu |
|-----------------|--------|--------|----------|----|----------|
| 75              | 14     | 48     | 5        | 6  | 2        |

Capitaux traités en TND

Séance du jour

**24 691 845**

Total

**12 950 937**

Cote : Titres de capital

**5 540**

Cote : Titres de créance

**0**

Hors Cote

**11 735 368**

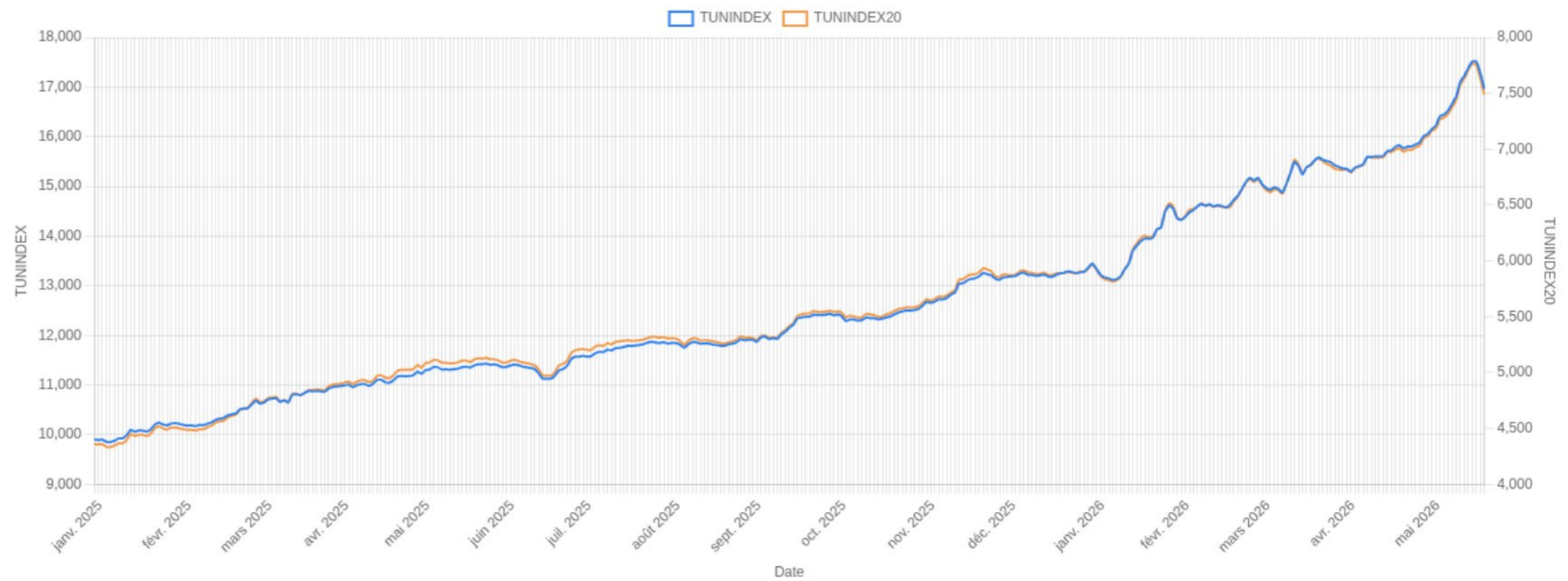
Enregistrements

**0**

Déclarations

| TUNINDEX         | Var. du jour  | Plus haut de l'année | Plus bas de l'année |
|------------------|---------------|----------------------|---------------------|
| <b>16 962,81</b> | <b>-1,87%</b> | 17 521,40            | 13 119,98           |
|                  | Var. annuelle | 19/05/2026           | 08/01/2026          |
|                  | <b>26,12%</b> |                      |                     |

| TUNINDEX20      | Var. du jour  | Plus haut de l'année | Plus bas de l'année |
|-----------------|---------------|----------------------|---------------------|
| <b>7 488,74</b> | <b>-1,89%</b> | 7 769,16             | 5 814,06            |
|                 | Var. annuelle | 18/05/2026           | 08/01/2026          |
|                 | <b>25,33%</b> |                      |                     |



## Quantités traitées

### Séance du jour

**1 667 070**

**Total**

**1 005 221**

Cote : Titres de capital

**516**

Cote : Titres de créance

**0**

Hors Cote

**661 333**

Enregistrements

**0**

Déclarations

| Indices sectoriels                                 | Indice du jour | Indice veille | Var. du jour | Var. sur l'année | Poids dans TUNINDEX | Plus haut de l'année | Plus bas de l'année |
|--|----------------|---------------|--------------|------------------|---------------------|----------------------|---------------------|
| INDICES DES SOCIETES FINANCIERES                   | 13 235,63      | 13 534,19     | -2,21%       | 26,97%           | 63,41%              | 19/05/2026           | 13 743,94           |
| INDICES DES BANQUES                                | 12 278,59      | 12 582,23     | -2,41%       | 26,98%           | 55,55%              | 18/05/2026           | 12 820,85           |
| INDICES DES ASSURANCE                              | 24 898,76      | 24 941,88     | -0,17%       | 25,71%           | 4,38%               | 20/05/2026           | 24 941,88           |
| INDICES DES SERVICES FINANCIERS                    | 23 990,68      | 24 329,35     | -1,39%       | 28,07%           | 3,48%               | 15/05/2026           | 24 560,99           |
| INDICES DES SERVICES AUX CONSOMMATEURS             | 6 790,02       | 6 938,25      | -2,14%       | 36,23%           | 3,74%               | 20/05/2026           | 6 938,25            |
| INDICES DE DISTRIBUTION                            | 10 697,65      | 10 931,19     | -2,14%       | 36,23%           | 3,74%               | 20/05/2026           | 10 931,19           |
| INDICES DES BIENS DE CONSOMMATION                  | 13 664,94      | 13 854,08     | -1,37%       | 20,36%           | 20,76%              | 14/05/2026           | 14 022,19           |
| INDICES AGRO ALIMENTAIRE ET BOISSONS               | 17 914,25      | 18 202,17     | -1,58%       | 27,38%           | 16,79%              | 15/05/2026           | 18 370,14           |
| INDICES DES PRODUITS MENAGERS ET DE SOIN PERSONNEL | 3 460,51       | 3 475,74      | -0,44%       | -2,40%           | 3,97%               | 15/01/2026           | 3 719,77            |
| INDICES DES INDUSTRIES                             | 2 384,11       | 2 393,70      | -0,40%       | 32,40%           | 7,88%               | 15/05/2026           | 2 461,10            |
| INDICES DE BATIMENT ET MATERIAUX DE CONSTRUCTION   | 801,05         | 806,87        | -0,72%       | 2,90%            | 2,76%               | 20/04/2026           | 830,87              |
| INDICES DES MATERIAUX DE BASE                      | 8 021,43       | 8 272,26      | -3,03%       | 18,06%           | 1,94%               | 18/05/2026           | 8 569,51            |

## Nombre de transactions

### Séance du jour

**3 703**

**Total**

**3 693**

Cote : Titres de capital

**2**

Cote : Titres de créance

**0**

Hors Cote

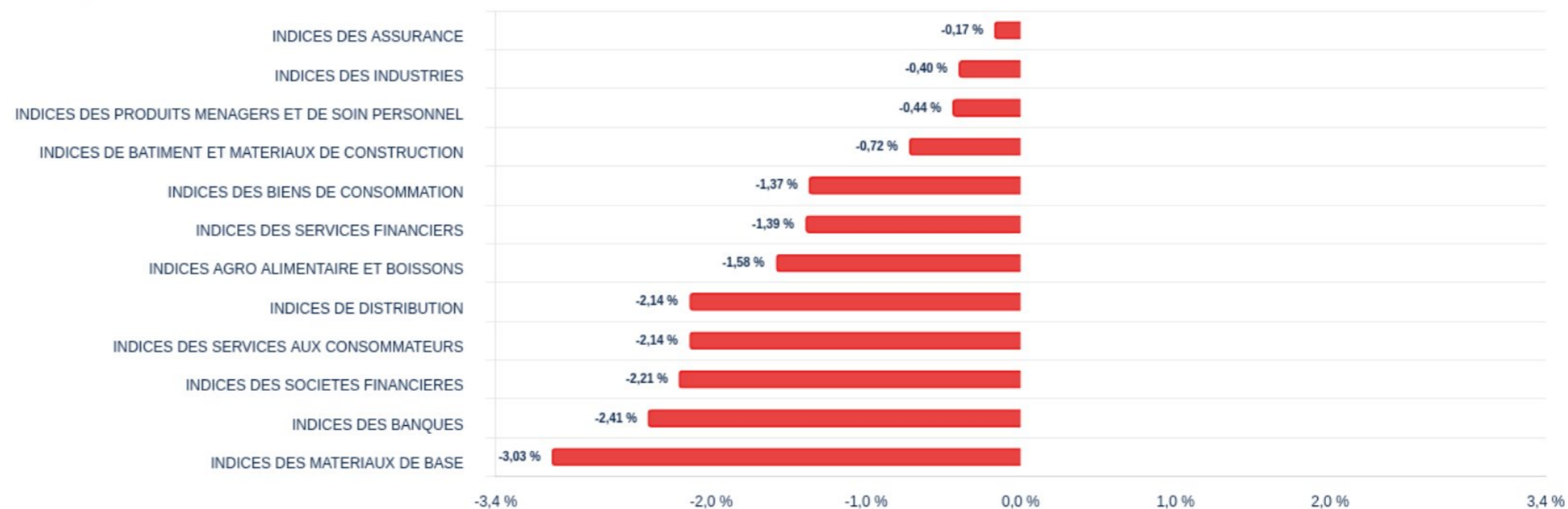
**8**

Enregistrements

**0**

Déclarations

### Variation journalière des indices sectoriels

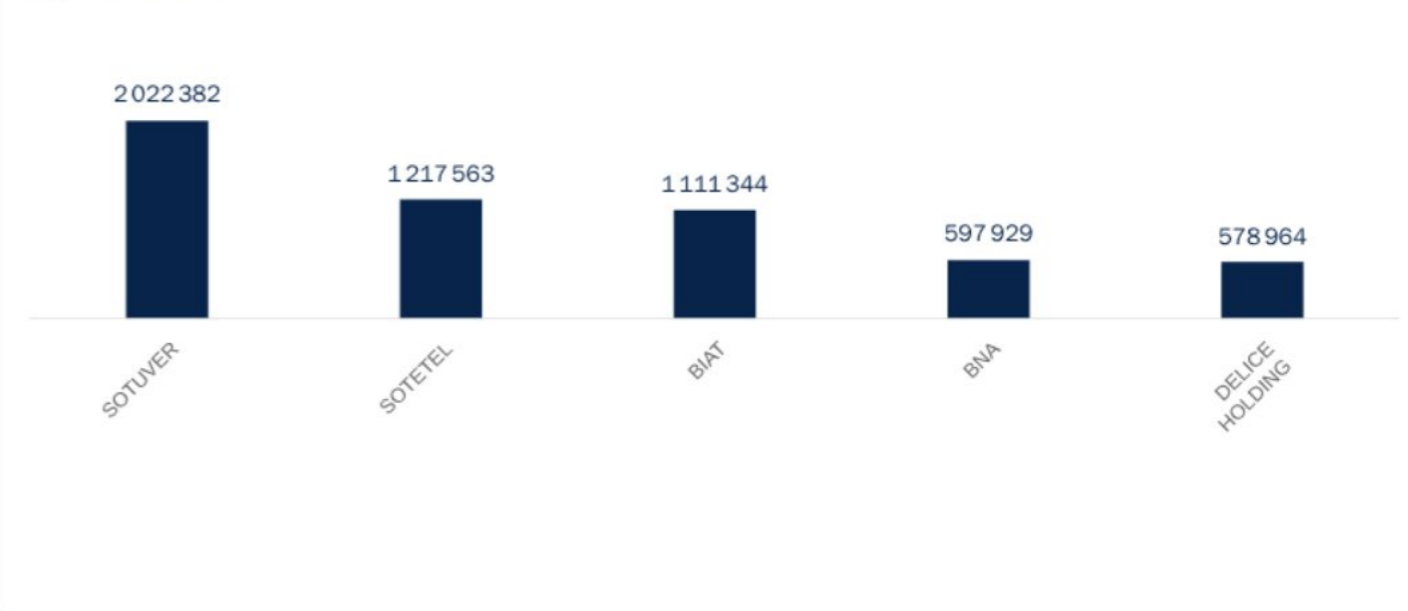


# Marché Principal : Palmarès

## Valeurs les plus actives

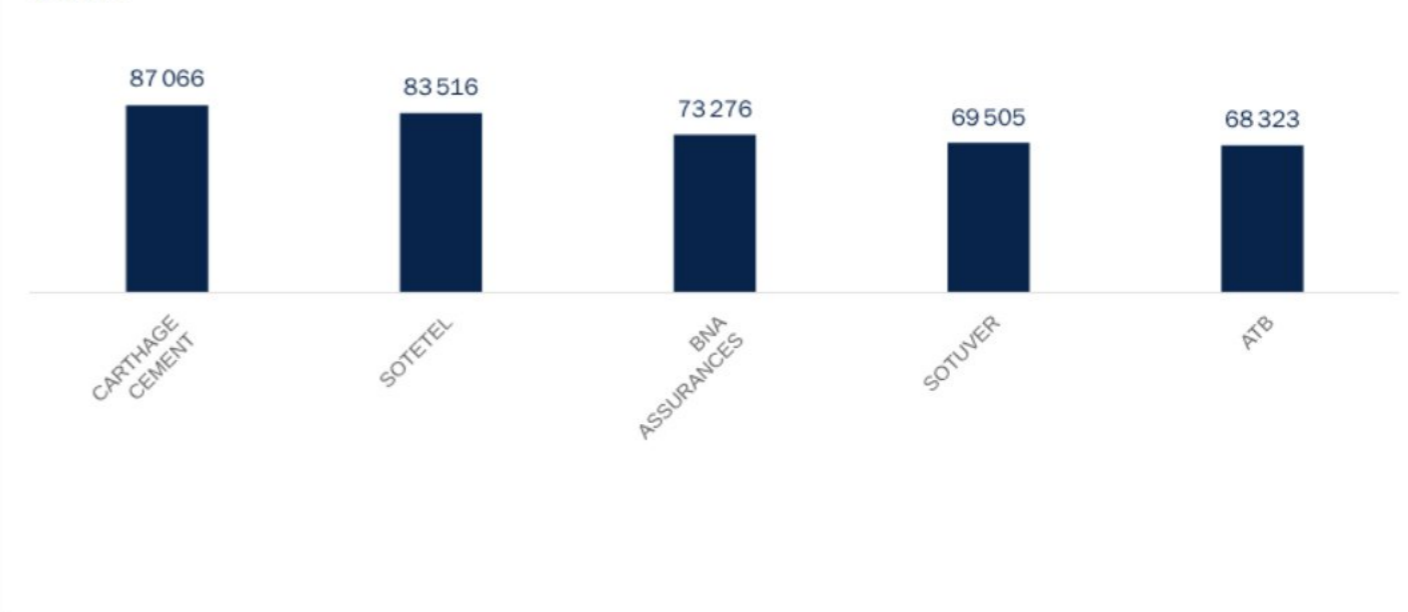
| Valeur         | Compartiment | Groupe | Capitaux en TND ▼ |
|----------------|--------------|--------|-------------------|
| SOTUVER        | A            | 11     | 2022382           |
| SOTETEL        | B            | 11     | 1217563           |
| BIAT           | A            | 11     | 1111344           |
| BNA            | A            | 11     | 597929            |
| DELICE HOLDING | A            | 11     | 578964            |

Capitaux en TND

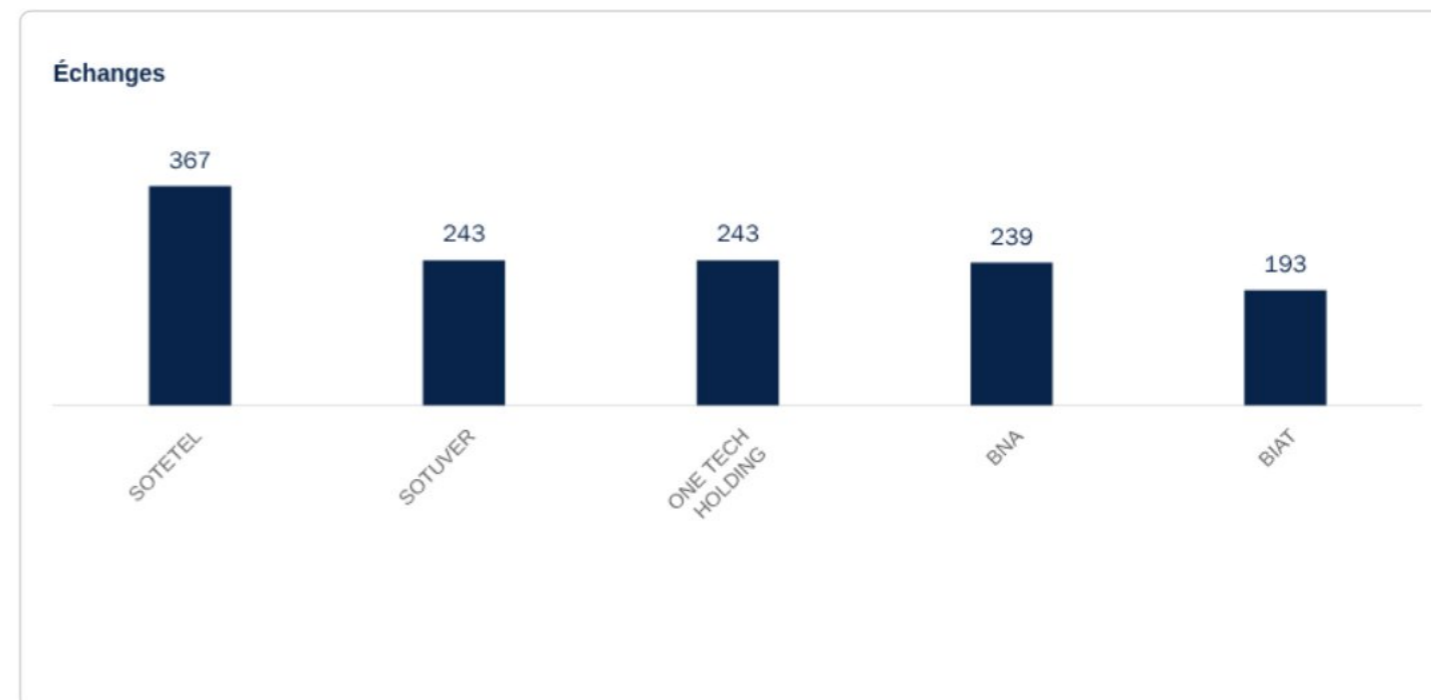


| Valeur          | Compartiment | Groupe | Quantité ▼ |
|-----------------|--------------|--------|------------|
| CARTHAGE CEMENT | A            | 11     | 87066      |
| SOTETEL         | B            | 11     | 83516      |
| BNA ASSURANCES  | A            | 11     | 73276      |
| SOTUVER         | A            | 11     | 69505      |
| ATB             | A            | 11     | 68323      |

Quantité



| Valeur           | Compartiment | Groupe | Échanges ▼ |
|------------------|--------------|--------|------------|
| SOTETEL          | B            | 11     | 367        |
| SOTUVER          | A            | 11     | 243        |
| ONE TECH HOLDING | A            | 11     | 243        |
| BNA              | A            | 11     | 239        |
| BIAT             | A            | 11     | 193        |

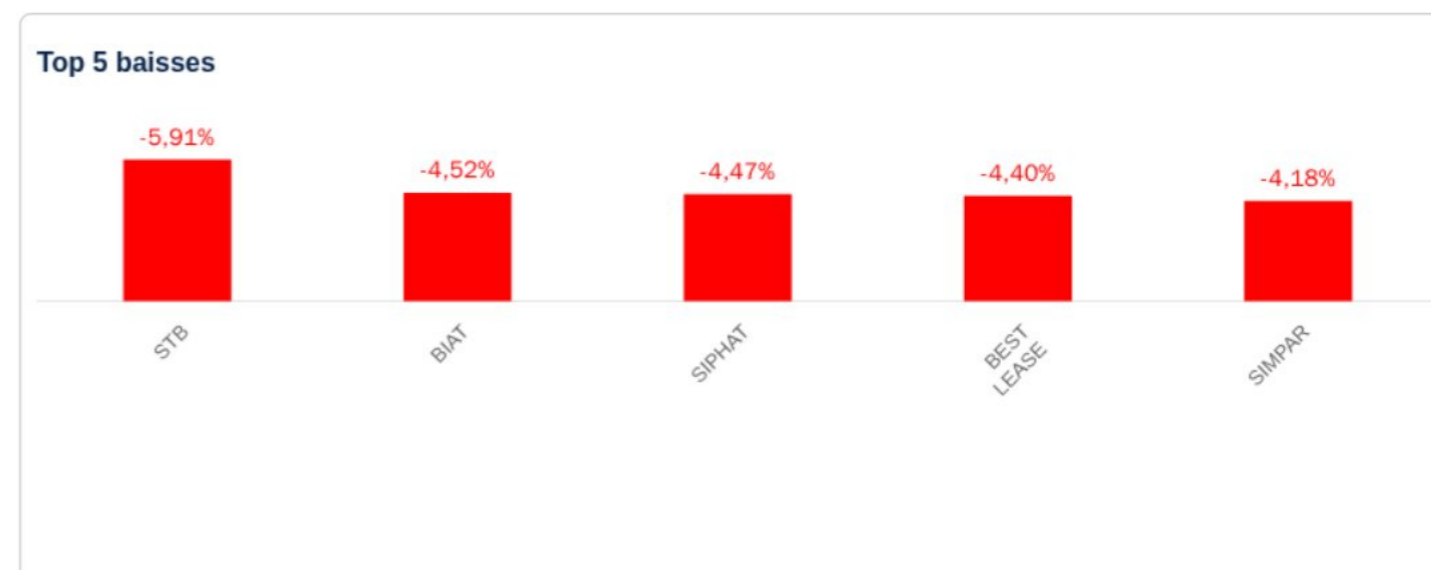


### Principaux écarts

| Valeur             | Groupe | Cours de Clôture | Var. du Jour ▼ |
|--------------------|--------|------------------|----------------|
| CIMENTS DE BIZERTE | 12     | 0,700            | 4,48%          |
| ASTREE             | 12     | 86,350           | 4,40%          |
| SOMOCER            | 99     | 0,750            | 4,17%          |
| ASSAD              | 99     | 2,930            | 3,90%          |
| TUNINVEST-SICAR    | 12     | 41,000           | 3,69%          |



| Valeur     | Groupe | Cours de Clôture | Var. du Jour ▼ |
|------------|--------|------------------|----------------|
| STB        | 11     | 6,210            | -5,91%         |
| BIAT       | 11     | 147,990          | -4,52%         |
| SIPHAT     | 99     | 4,490            | -4,47%         |
| BEST LEASE | 12     | 2,390            | -4,40%         |
| SIMPAR     | 12     | 34,400           | -4,18%         |

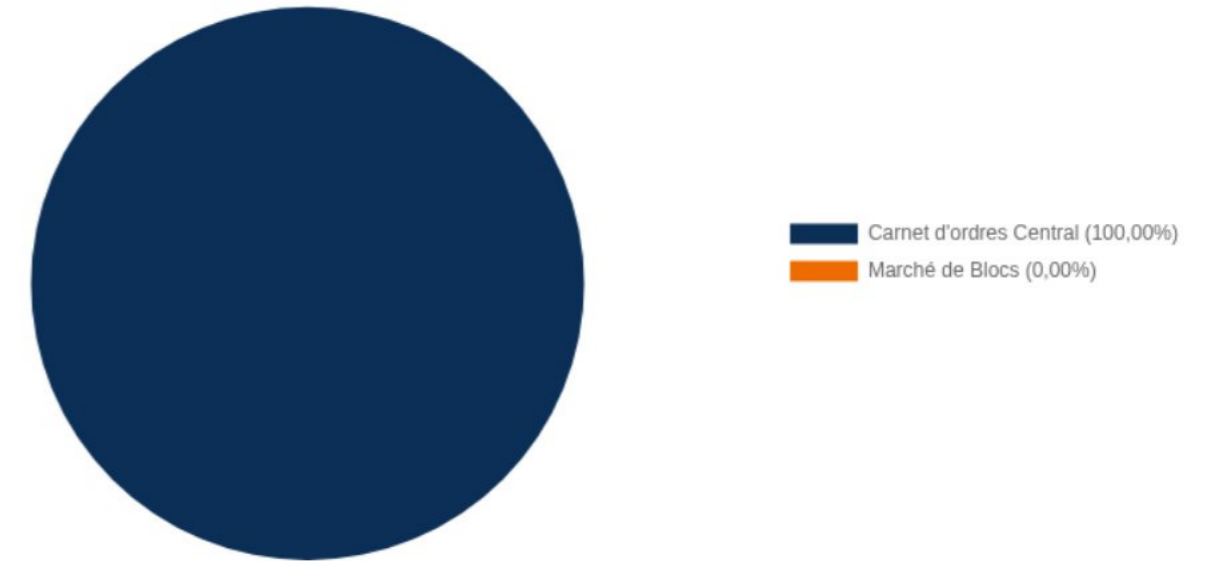


## Marché Principal : par compartiment & par groupe de cotation

### Répartition du volume entre Carnet d'ordres central et Marchés de blocs

| Marché                  | Échanges     | Quantité         | Capitaux en TND   | Capitaux en % ▼ |
|-------------------------|--------------|------------------|-------------------|-----------------|
| Carnet d'ordres Central | 3 693        | 1 005 221        | 12 950 937        | 100,00%         |
| Marché de Blocs         | 0            | 0                | 0                 | 0,00%           |
| <b>Total</b>            | <b>3 693</b> | <b>1 005 221</b> | <b>12 950 937</b> | <b>100,00%</b>  |

### Répartition du volume entre Carnet d'ordres central et Marché de blocs



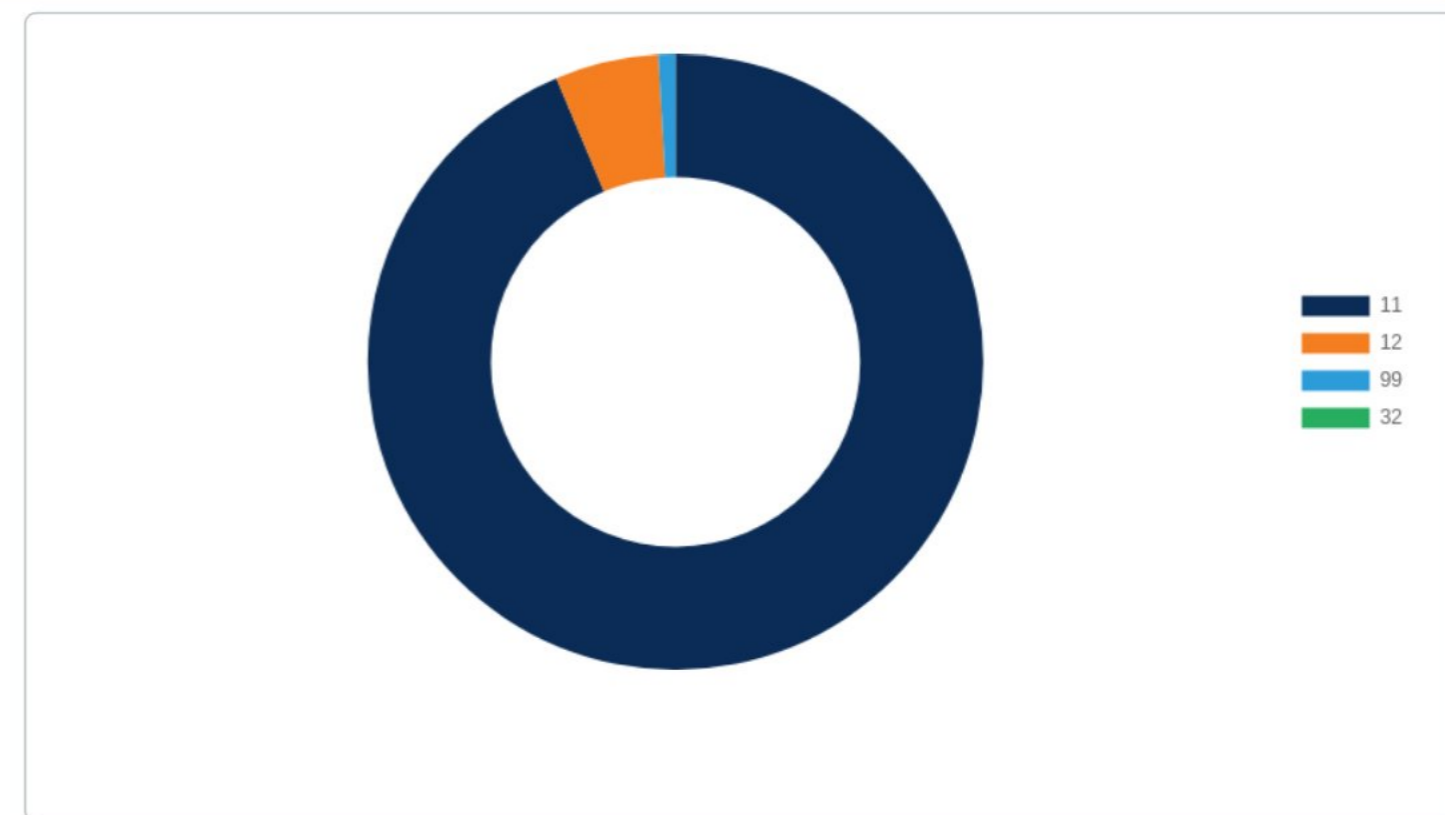
### Répartition du volume par Compartiment

| Compartiment | Échanges     | Quantité         | Capitaux en TND   | Capitaux en % ▼ |
|--------------|--------------|------------------|-------------------|-----------------|
| A            | 2 436        | 668 780          | 9 730 415         | 75,13%          |
| B            | 1 183        | 299 073          | 3 106 170         | 23,98%          |
| S            | 74           | 37 368           | 114 352           | 0,88%           |
| <b>Total</b> | <b>3 693</b> | <b>1 005 221</b> | <b>12 950 937</b> | <b>100,00%</b>  |



### Répartition du volume par groupe de cotation

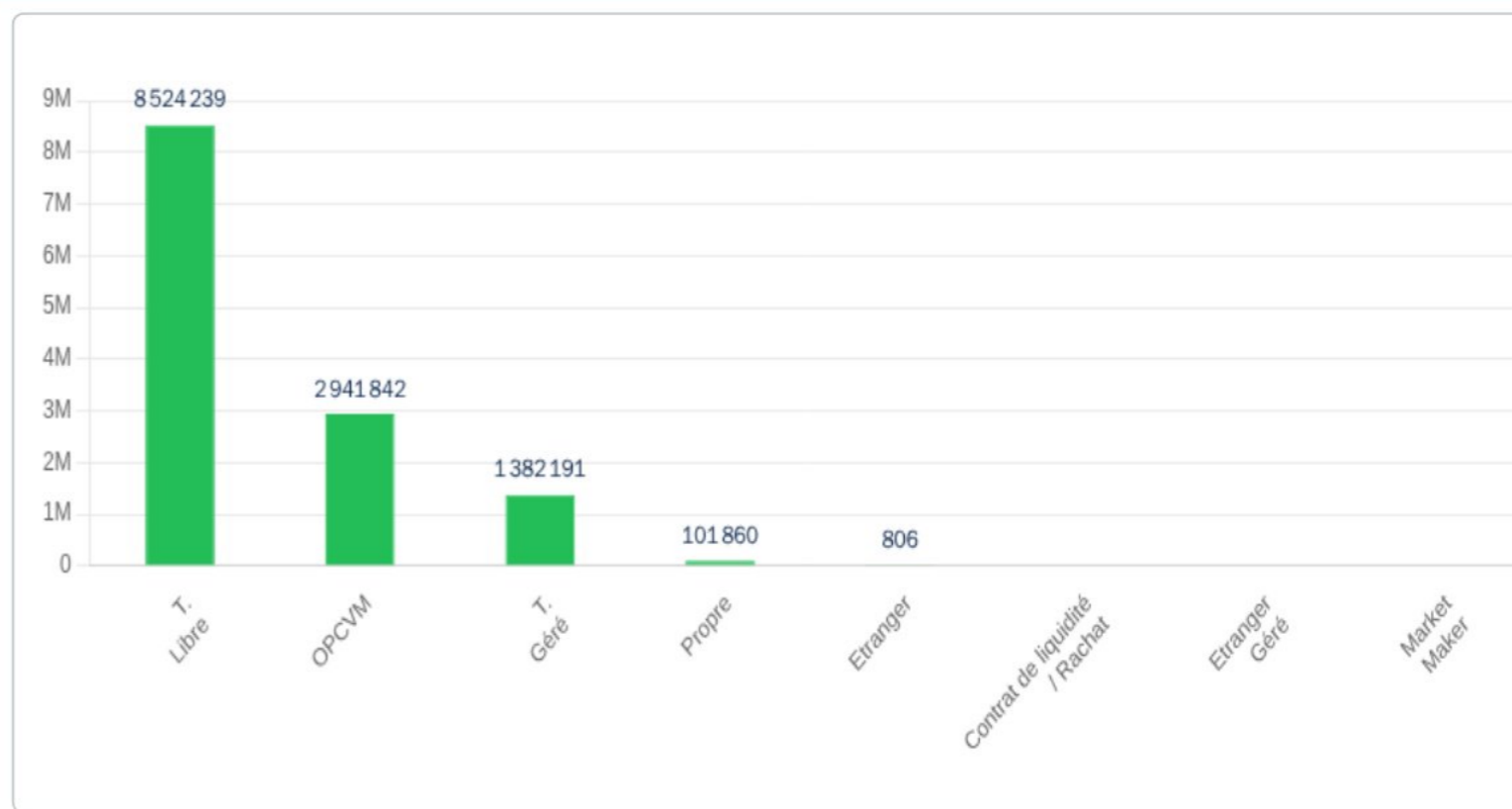
| Groupe de cotation | Échanges     | Quantité         | Capitaux en TND   | Capitaux en % ▼ |
|--------------------|--------------|------------------|-------------------|-----------------|
| 11                 | 3 455        | 904 917          | 12 131 604        | 93,67%          |
| 12                 | 140          | 62 831           | 704 372           | 5,44%           |
| 99                 | 74           | 37 368           | 114 352           | 0,88%           |
| 32                 | 24           | 105              | 608               | 0,00%           |
| <b>Total</b>       | <b>3 693</b> | <b>1 005 221</b> | <b>12 950 937</b> | <b>100,00%</b>  |



## Marché Principal : par catégorie d'avoirs

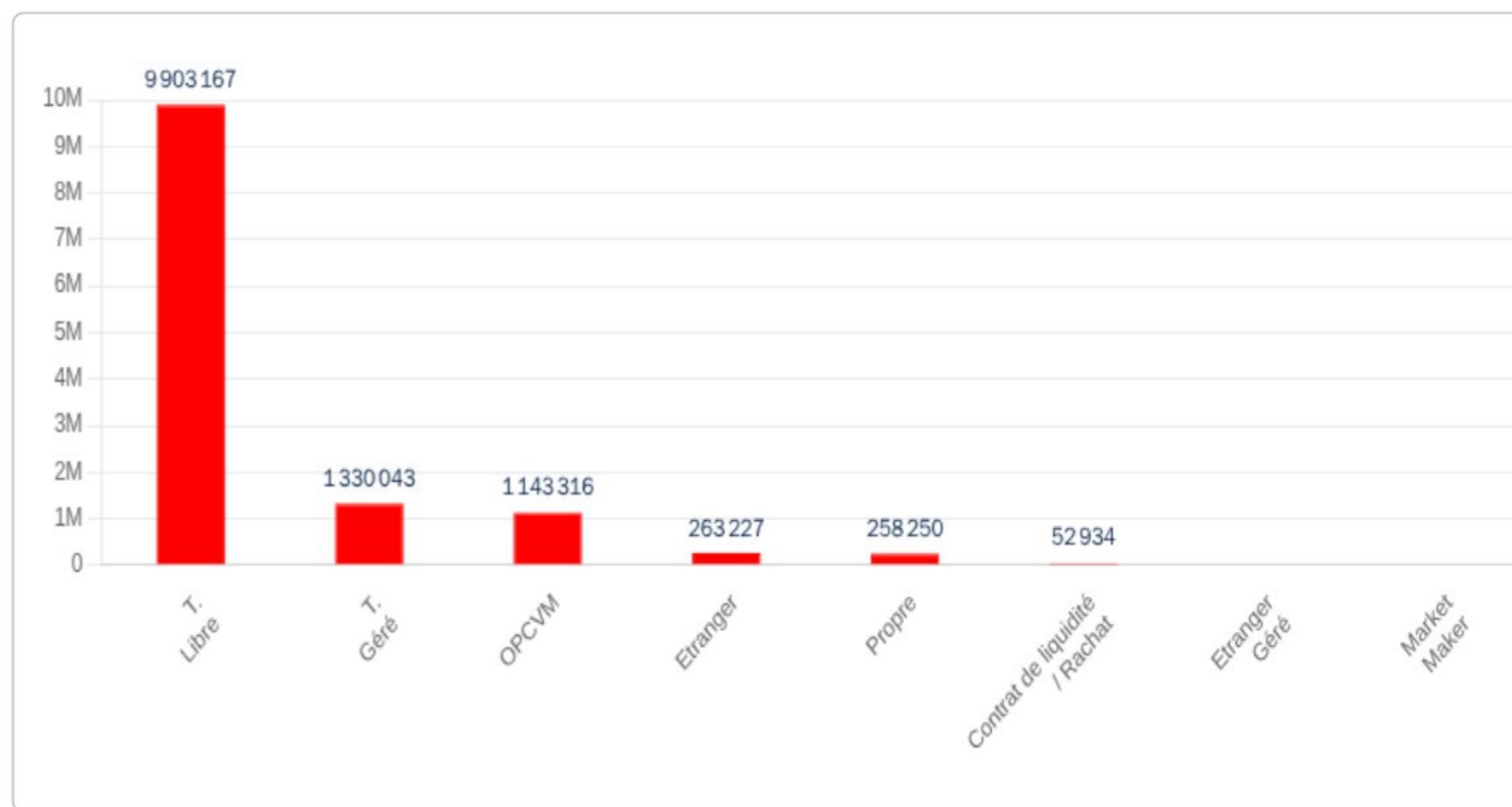
### Achat

| Achat                         | Echanges     | Quantité         | Capitaux en TND   | Capitaux en %  |
|-------------------------------|--------------|------------------|-------------------|----------------|
| T. Libre                      | 2 957        | 656 968          | 8 524 239         | 65,82%         |
| OPCVM                         | 509          | 252 705          | 2 941 842         | 22,72%         |
| T. Géré                       | 200          | 87 871           | 1 382 191         | 10,67%         |
| Propre                        | 25           | 7 513            | 101 860           | 0,79%          |
| Etranger                      | 2            | 164              | 806               | 0,01%          |
| Contrat de liquidité / Rachat | 0            | 0                | 0                 | 0,00%          |
| Etranger Géré                 | 0            | 0                | 0                 | 0,00%          |
| Market Maker                  | 0            | 0                | 0                 | 0,00%          |
| <b>Total</b>                  | <b>3 693</b> | <b>1 005 221</b> | <b>12 950 937</b> | <b>100,00%</b> |



### Vente

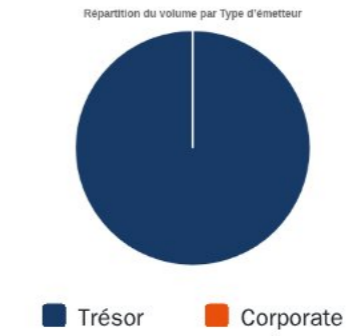
| Vente                         | Echanges     | Quantité         | Capitaux en TND   | Capitaux en %  |
|-------------------------------|--------------|------------------|-------------------|----------------|
| T. Libre                      | 2 856        | 776 222          | 9 903 167         | 76,47%         |
| T. Géré                       | 522          | 120 142          | 1 330 043         | 10,27%         |
| OPCVM                         | 172          | 54 425           | 1 143 316         | 8,83%          |
| Etranger                      | 35           | 15 027           | 263 227           | 2,03%          |
| Propre                        | 98           | 37 912           | 258 250           | 1,99%          |
| Contrat de liquidité / Rachat | 10           | 1 493            | 52 934            | 0,41%          |
| Etranger Géré                 | 0            | 0                | 0                 | 0,00%          |
| Market Maker                  | 0            | 0                | 0                 | 0,00%          |
| <b>Total</b>                  | <b>3 693</b> | <b>1 005 221</b> | <b>12 950 937</b> | <b>100,00%</b> |



# Marché Obligataire

## Type d'émetteur

| Type d'émetteur | Echange  | Quantité   | Capitaux en TND ▼ | Capitaux en %  |
|-----------------|----------|------------|-------------------|----------------|
| Trésor          | 2        | 516        | 5 540             | 100,00%        |
| Corporate       | 0        | 0          | 0                 | 0,00%          |
| <b>Total</b>    | <b>2</b> | <b>516</b> | <b>5 540</b>      | <b>100,00%</b> |



| Achat                         | Echanges | Quantité   | Capitaux en TND | Capitaux en %  |
|-------------------------------|----------|------------|-----------------|----------------|
| T. Géré                       | 2        | 516        | 5 540           | 100,00%        |
| OPCVM                         | 0        | 0          | 0               | 0,00%          |
| Contrat de liquidité / Rachat | 0        | 0          | 0               | 0,00%          |
| Propre                        | 0        | 0          | 0               | 0,00%          |
| Etranger Géré                 | 0        | 0          | 0               | 0,00%          |
| Etranger                      | 0        | 0          | 0               | 0,00%          |
| Market Maker                  | 0        | 0          | 0               | 0,00%          |
| T. Libre                      | 0        | 0          | 0               | 0,00%          |
| <b>Total</b>                  | <b>2</b> | <b>516</b> | <b>5 540</b>    | <b>100,00%</b> |

| Vente                         | Echanges | Quantité   | Capitaux en TND | Capitaux en %  |
|-------------------------------|----------|------------|-----------------|----------------|
| T. Libre                      | 2        | 516        | 5 540           | 100,00%        |
| OPCVM                         | 0        | 0          | 0               | 0,00%          |
| Contrat de liquidité / Rachat | 0        | 0          | 0               | 0,00%          |
| Propre                        | 0        | 0          | 0               | 0,00%          |
| Etranger Géré                 | 0        | 0          | 0               | 0,00%          |
| Etranger                      | 0        | 0          | 0               | 0,00%          |
| Market Maker                  | 0        | 0          | 0               | 0,00%          |
| T. Géré                       | 0        | 0          | 0               | 0,00%          |
| <b>Total</b>                  | <b>2</b> | <b>516</b> | <b>5 540</b>    | <b>100,00%</b> |

## Marché Hors Cote

### Cotation Électronique

| Echanges | Quantité | Capitaux en TND |
|----------|----------|-----------------|
| 0        | 0        | 0               |

#### Répartition par catégorie de donneurs d'ordres

| Achat | Echanges | Quantité | Capitaux en TND | Capitaux en % |
|-------|----------|----------|-----------------|---------------|
| Total | 0        | 0        | 0               |               |

| Vente | Echanges | Quantité | Capitaux en TND | Capitaux en % |
|-------|----------|----------|-----------------|---------------|
| Total | 0        | 0        | 0               |               |

### Cotation sur Panneaux : Les enchères

| Echanges | Quantité | Capitaux en TND |
|----------|----------|-----------------|
| 0        | 0        | 0               |

#### Répartition par catégorie de donneurs d'ordres

| Achat | Echanges | Quantité | Capitaux en TND | Capitaux en % |
|-------|----------|----------|-----------------|---------------|
| Total | 0        | 0        | 0               |               |

| Vente | Echanges | Quantité | Capitaux en TND | Capitaux en % |
|-------|----------|----------|-----------------|---------------|
| Total | 0        | 0        | 0               |               |

## Récap sur l'année


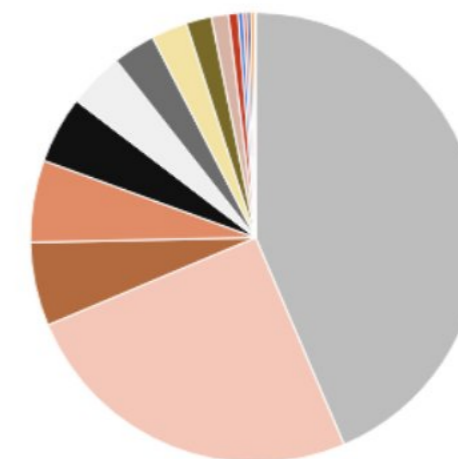
| Marchés ▲                 | Echanges cumulés 2026<br>↓ | Echanges cumulés 2025<br>↓ | Variation<br>↓ | Quantité cumulée 2026<br>↓ | Quantité cumulée 2025<br>↓ | Variation<br>↓ | Capitaux cumulés 2026 en TND<br>↓ | Capitaux cumulés 2025 en TND<br>↓ | Variation<br>↓ |
|---------------------------|----------------------------|----------------------------|----------------|----------------------------|----------------------------|----------------|-----------------------------------|-----------------------------------|----------------|
| Cote : Titres de Capital  | 308571                     | 201402                     | 53,21 %        | 132462309                  | 81041697                   | 63,45 %        | 1649868859                        | 696703913                         | 136,81 %       |
| Cote : Titres de Créances | 306                        | 307                        | -0,33 %        | 852146                     | 2596972                    | -67,19 %       | 194099176                         | 212096438                         | -8,49 %        |
| Hors Cote                 | 62                         | 1865                       | -96,68 %       | 3696                       | 1484758                    | -99,75 %       | 36049                             | 3875417                           | -99,07 %       |
| Enchères                  | 31                         | 93                         | -66,67 %       | 16958                      | 184527                     | -90,81 %       | 904842                            | 2066490                           | -56,21 %       |
| Enregistrements           | 613                        | 545                        | 12,48 %        | 27043545                   | 30693605                   | -11,89 %       | 646668654                         | 777104635                         | -16,78 %       |
| Déclarations              | 6                          | 2                          | 200,00 %       | 78004                      | 769                        | 10043,56 %     | 9366387                           | 339010                            | 2662,86 %      |
| <b>Total</b>              | <b>309589</b>              | <b>204214</b>              | <b>51,60 %</b> | <b>160456658</b>           | <b>116002328</b>           | <b>38,32 %</b> | <b>2500943967</b>                 | <b>1692185903</b>                 | <b>47,79 %</b> |

## Capitalisation Boursière

|                                |        |               |         |                         |        |  |        |  |   |
|--------------------------------|--------|---------------|---------|-------------------------|--------|--|--------|--|---|
| Capitalisation boursière en MD | 43 621 | Var. Annuelle | 25,83 % | Participation étrangère | 17,98% | CAP. Boursière flottante ds Tunindex en MD | 10 107 | Cap. Boursière 100% <span style="color: green;">■</span> | Cap.Flôt.ds Tunindex 23,17 % <span style="color: red;">■</span> |
|--------------------------------|--------|---------------|---------|-------------------------|--------|--|--------|--|---|

| Secteur                                | Cap. boursière (MD) ▼ | En %            | Var.annuelle |
|--|-----------------------|-----------------|--------------|
| BANQUES                                | 19 004                | 43,57 %         | -2,62 %      |
| AGRO ALIMENTAIRE ET BOISSONS           | 10 942                | 25,08 %         | -1,40 %      |
| DISTRIBUTION                           | 2 620                 | 6,01 %          | -2,26 %      |
| ASSURANCE                              | 2 574                 | 5,90 %          | 0,18 %       |
| BIENS ET SERVICES INDUSTRIELS          | 2 105                 | 4,82 %          | -0,18 %      |
| SERVICES FINANCIERS                    | 1 751                 | 4,01 %          | -1,44 %      |
| PRODUITS MENAGERS ET DE SOIN PERSONNEL | 1 330                 | 3,05 %          | -0,42 %      |
| BATIMENT ET MATERIAUX DE CONSTRUCTION  | 1 127                 | 2,58 %          | -0,62 %      |
| MATIERES PREMIERES                     | 797                   | 1,83 %          | -3,59 %      |
| CHIMIE                                 | 531                   | 1,22 %          | -0,42 %      |
| SANTE                                  | 305                   | 0,70 %          | 0,10 %       |
| TELECOMMUNICATIONS                     | 153                   | 0,35 %          | -0,32 %      |
| TECHNOLOGIE                            | 120                   | 0,28 %          | -1,79 %      |
| AUTOMOBILES ET EQUIPEMENTIERS          | 113                   | 0,26 %          | 2,42 %       |
| PETROLE ET GAZ                         | 112                   | 0,26 %          | 3,27 %       |
| VOYAGE ET LOISIRS                      | 36                    | 0,08 %          | 3,03 %       |
| <b>Total</b>                           | <b>43 621</b>         | <b>100,00 %</b> |              |

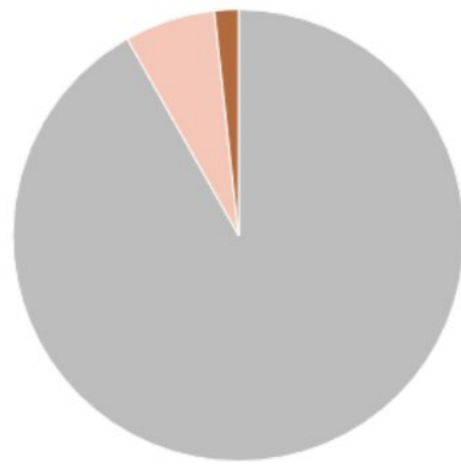
Répartition de la Capitalisation Boursière par Secteur



| Valeur             | Cap. Boursière en MD | En %           |
|--------------------|----------------------|----------------|
| BIAT               | 6 038                | 13,84 %        |
| POULINA GP HOLDING | 4 910                | 11,26 %        |
| SFBT               | 3 834                | 8,79 %         |
| ATTIJARI BANK      | 3 490                | 8,00 %         |
| AMEN BANK          | 2 479                | 5,68 %         |
| <b>Total</b>       | <b>20 752</b>        | <b>47,57 %</b> |

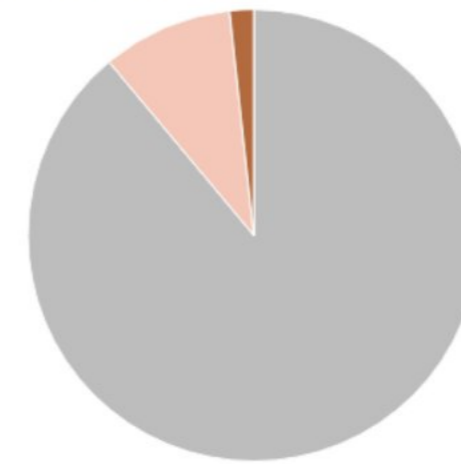


Répartition de la Capitalisation Boursière par groupe de cotation



11
  12
  99

Répartition de la Capitalisation Boursière par compartiment

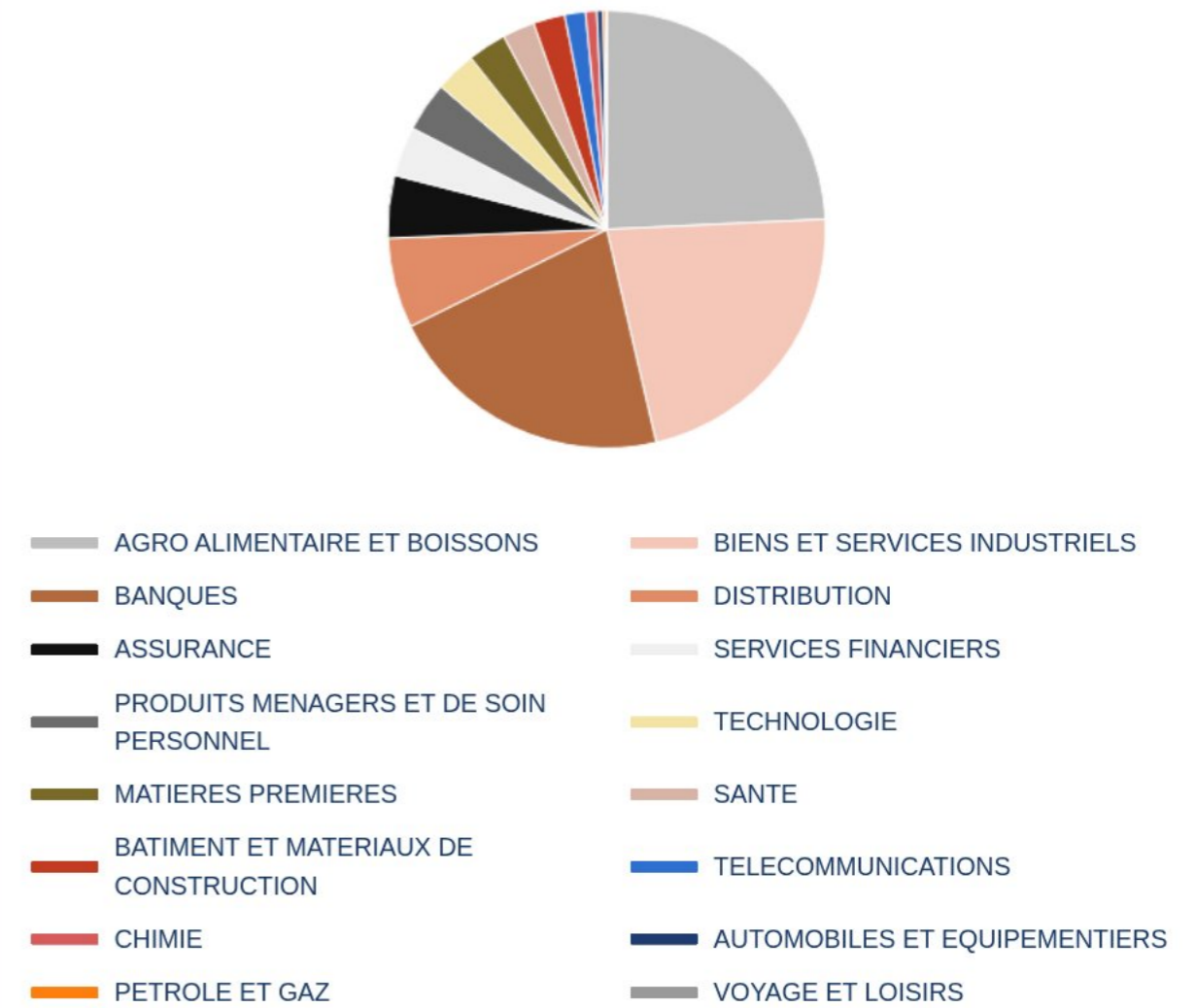


A
  B
  S

## Activité par secteur

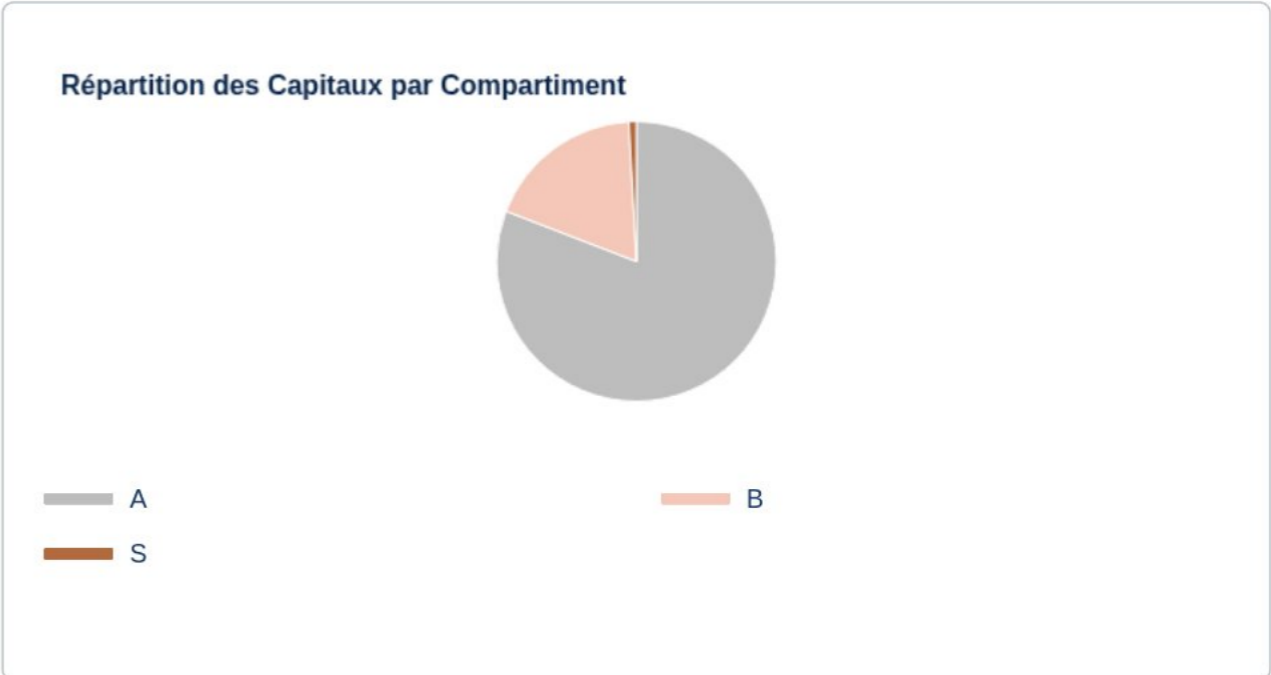
| Secteur                                | Échanges       | Quantité           | Capitaux en TND      | Capitaux en %   |
|--|----------------|--------------------|----------------------|-----------------|
| AGRO ALIMENTAIRE ET BOISSONS           | 37 775         | 19 017 598         | 400 308 339          | 24,26 %         |
| BIENS ET SERVICES INDUSTRIELS          | 39 794         | 28 659 774         | 364 793 069          | 22,11 %         |
| BANQUES                                | 67 225         | 19 844 679         | 351 613 791          | 21,31 %         |
| DISTRIBUTION                           | 22 357         | 7 158 449          | 110 097 891          | 6,67 %          |
| ASSURANCE                              | 18 169         | 5 394 197          | 76 302 160           | 4,62 %          |
| SERVICES FINANCIERS                    | 15 637         | 3 168 847          | 60 597 184           | 3,67 %          |
| PRODUITS MENAGERS ET DE SOIN PERSONNEL | 27 229         | 7 094 451          | 60 433 074           | 3,66 %          |
| TECHNOLOGIE                            | 9 758          | 5 138 649          | 49 987 003           | 3,03 %          |
| MATIERES PREMIERES                     | 15 009         | 4 050 715          | 47 100 052           | 2,85 %          |
| SANTE                                  | 10 089         | 4 220 059          | 39 226 235           | 2,38 %          |
| BATIMENT ET MATERIAUX DE CONSTRUCTION  | 22 148         | 18 745 149         | 38 539 429           | 2,34 %          |
| TELECOMMUNICATIONS                     | 11 622         | 6 136 153          | 25 248 111           | 1,53 %          |
| CHIMIE                                 | 5 482          | 158 000            | 13 744 325           | 0,83 %          |
| AUTOMOBILES ET EQUIPEMENTIERS          | 3 726          | 2 411 929          | 7 611 633            | 0,46 %          |
| PETROLE ET GAZ                         | 1 599          | 155 370            | 3 887 491            | 0,24 %          |
| VOYAGE ET LOISIRS                      | 952            | 1 108 290          | 379 073              | 0,02 %          |
| <b>Total</b>                           | <b>308 571</b> | <b>132 462 309</b> | <b>1 649 868 859</b> | <b>100.00 %</b> |

Répartition des Capitaux par Secteur



### Par compartiment & Groupe de cotation

| Compartiment | Échanges       | Quantité           | Capitaux en TND      | Capitaux en %   |
|--------------|----------------|--------------------|----------------------|-----------------|
| A            | 208 564        | 94 168 370         | 1 334 068 765        | 80,86 %         |
| B            | 89 311         | 26 642 396         | 301 250 982          | 18,26 %         |
| S            | 10 696         | 11 651 543         | 14 549 113           | 0,88 %          |
| <b>Total</b> | <b>308 571</b> | <b>132 462 309</b> | <b>1 649 868 859</b> | <b>100.00 %</b> |



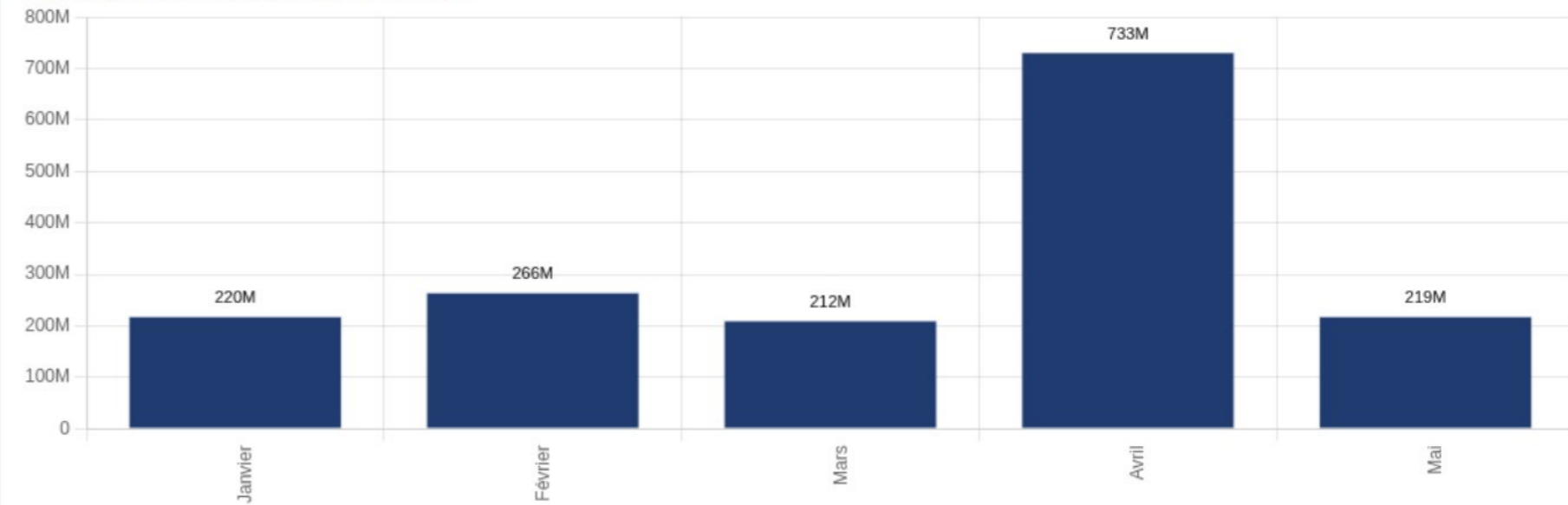
| Groupe de cotation | Échanges       | Quantité           | Capitaux en TND      | Capitaux en %   |
|--------------------|----------------|--------------------|----------------------|-----------------|
| 11                 | 284 448        | 117 666 680        | 1 593 733 066        | 96,60 %         |
| 12                 | 8 466          | 3 099 412          | 41 346 035           | 2,51 %          |
| 99                 | 10 532         | 11 650 602         | 14 544 409           | 0,88 %          |
| 32                 | 5 125          | 45 615             | 245 349              | 0,01 %          |
| <b>Total</b>       | <b>308 571</b> | <b>132 462 309</b> | <b>1 649 868 859</b> | <b>100.00 %</b> |



## Evolution mensuelle des capitaux traités

| Mois         | Echanges       | Quantité           | Capitaux en TND      | Capitaux en %   |
|--------------|----------------|--------------------|----------------------|-----------------|
| Janvier      | 65 451         | 22 655 830         | 219 882 904          | 13,33 %         |
| Février      | 51 872         | 19 595 841         | 265 912 216          | 16,12 %         |
| Mars         | 56 293         | 19 512 185         | 211 685 738          | 12,83 %         |
| Avril        | 77 262         | 52 275 816         | 732 895 993          | 44,42 %         |
| Mai          | 57 693         | 18 422 637         | 219 492 009          | 13,30 %         |
| <b>TOTAL</b> | <b>308 571</b> | <b>132 462 309</b> | <b>1 649 868 859</b> | <b>100.00 %</b> |

### Capitaux traités sur la cote de la bourse



### Achat

| Mois         | Contrat de liquidité / |                    | Etranger Géré  | Market Maker | OPCVM              | Propre            | T. Géré            | T. Libre             | Total                |
|--------------|------------------------|--------------------|----------------|--------------|--------------------|-------------------|--------------------|----------------------|----------------------|
|              | Rachat                 | Etranger           |                |              |                    |                   |                    |                      |                      |
| Janvier      | 357 291                | 5 865 195          | 86 909         |              | 39 720 950         | 2 089 700         | 27 643 306         | 144 119 552          | <b>219 882 904</b>   |
| Février      | 119 160                | 2 790 003          | 12 834         |              | 41 701 853         | 4 939 271         | 18 888 468         | 197 460 626          | <b>265 912 216</b>   |
| Mars         | 508 428                | 5 686 372          | 14 758         |              | 48 346 467         | 13 322 224        | 22 258 374         | 121 549 116          | <b>211 685 738</b>   |
| Avril        | 747 296                | 212 216 464        | 31 006         |              | 54 963 513         | 1 416 571         | 30 458 808         | 433 062 335          | <b>732 895 993</b>   |
| Mai          | 19 914                 | 639 606            | 35 145         |              | 37 314 377         | 13 248 150        | 25 477 653         | 142 757 163          | <b>219 492 009</b>   |
| <b>Total</b> | <b>1 752 089</b>       | <b>227 197 639</b> | <b>180 652</b> |              | <b>222 047 160</b> | <b>35 015 916</b> | <b>124 726 610</b> | <b>1 038 948 793</b> | <b>1 649 868 859</b> |

### Vente

| Mois         | Contrat de liquidité / |                  | Etranger Géré  | Market Maker | OPCVM              | Propre            | T. Géré            | T. Libre             | Total                |
|--------------|------------------------|------------------|----------------|--------------|--------------------|-------------------|--------------------|----------------------|----------------------|
|              | Rachat                 | Etranger         |                |              |                    |                   |                    |                      |                      |
| Janvier      | 437 318                | 641 174          | 22 682         |              | 35 671 117         | 532 921           | 26 363 928         | 156 213 763          | <b>219 882 904</b>   |
| Février      | 2 253 002              | 319 932          | 2 994          |              | 28 168 288         | 2 921 846         | 24 090 553         | 208 155 601          | <b>265 912 216</b>   |
| Mars         | 1 513 763              | 1 167 049        | 9 788          |              | 24 063 879         | 14 036 657        | 20 061 777         | 150 832 827          | <b>211 685 738</b>   |
| Avril        | 1 415 331              | 2 448 274        | 65 193         |              | 39 438 845         | 2 691 747         | 24 449 249         | 662 387 353          | <b>732 895 993</b>   |
| Mai          | 810 601                | 2 822 306        | 42 698         |              | 27 195 420         | 10 811 193        | 18 215 461         | 159 594 331          | <b>219 492 009</b>   |
| <b>Total</b> | <b>6 430 015</b>       | <b>7 398 734</b> | <b>143 355</b> |              | <b>154 537 549</b> | <b>30 994 363</b> | <b>113 180 968</b> | <b>1 337 183 874</b> | <b>1 649 868 859</b> |

Marché de Bloc

| Mois         | Etranger           | Propre            | T.Libre            | Total              |
|--------------|--------------------|-------------------|--------------------|--------------------|
| Janvier      |                    |                   | 4 345 300          | <b>4 345 300</b>   |
| Février      |                    |                   | 67 271 000         | <b>67 271 000</b>  |
| Mars         |                    | 11 443 526        |                    | <b>11 443 526</b>  |
| Avril        | 210 984 361        |                   | 251 347 250        | <b>462 331 611</b> |
| Mai          |                    | 8 409 250         | 3 500 000          | <b>11 909 250</b>  |
| <b>Total</b> | <b>210 984 361</b> | <b>19 852 776</b> | <b>326 463 550</b> | <b>557 300 687</b> |

Marché de Bloc

| Mois         | Etranger | Propre            | T.Libre            | Total              |
|--------------|----------|-------------------|--------------------|--------------------|
| Janvier      |          |                   | 4 345 300          | <b>4 345 300</b>   |
| Février      |          |                   | 67 271 000         | <b>67 271 000</b>  |
| Mars         |          | 11 443 526        |                    | <b>11 443 526</b>  |
| Avril        |          |                   | 462 331 611        | <b>462 331 611</b> |
| Mai          |          | 8 409 250         | 3 500 000          | <b>11 909 250</b>  |
| <b>Total</b> |          | <b>19 852 776</b> | <b>537 447 911</b> | <b>557 300 687</b> |

| Echanges | Quantité | Capitaux en TND |
|----------|----------|-----------------|
| 306      | 852 146  | 194 099 176     |

### Type d'émetteur

| Type d'émetteur | Échanges   | Quantité       | Capitaux en TND    | Capitaux en %   |
|-----------------|------------|----------------|--------------------|-----------------|
| Trésor          | 271        | 736 001        | 184 342 302        | 94,97 %         |
| Corporate       | 35         | 116 145        | 9 756 873          | 5,03 %          |
| <b>Total</b>    | <b>306</b> | <b>852 146</b> | <b>194 099 176</b> | <b>100.00 %</b> |



| Achat                         |            |                |                    |                 |
|-------------------------------|------------|----------------|--------------------|-----------------|
| Catégorie                     | Échanges   | Quantité       | Capitaux en TND    | Capitaux en %   |
| OPCVM                         | 188        | 671 175        | 96 684 176         | 49,81 %         |
| Propre                        | 28         | 86 744         | 92 058 054         | 47,43 %         |
| T. Libre                      | 28         | 74 639         | 4 917 015          | 2,53 %          |
| T. Géré                       | 62         | 19 588         | 439 931            | 0,23 %          |
| Contrat de liquidité / Rachat | 0          | 0              | 0                  | 0,00 %          |
| Étranger Géré                 | 0          | 0              | 0                  | 0,00 %          |
| Étranger                      | 0          | 0              | 0                  | 0,00 %          |
| Market Maker                  | 0          | 0              | 0                  | 0,00 %          |
| <b>Total</b>                  | <b>306</b> | <b>852 146</b> | <b>194 099 176</b> | <b>100.00 %</b> |

| Vente                         |            |                |                    |                 |
|-------------------------------|------------|----------------|--------------------|-----------------|
| Catégorie                     | Échanges   | Quantité       | Capitaux en TND    | Capitaux en %   |
| OPCVM                         | 83         | 324 396        | 121 060 251        | 62,37 %         |
| Propre                        | 6          | 130 500        | 63 915 316         | 32,93 %         |
| T. Libre                      | 128        | 139 997        | 5 652 754          | 2,91 %          |
| T. Géré                       | 89         | 257 253        | 3 470 854          | 1,79 %          |
| Contrat de liquidité / Rachat | 0          | 0              | 0                  | 0,00 %          |
| Étranger Géré                 | 0          | 0              | 0                  | 0,00 %          |
| Étranger                      | 0          | 0              | 0                  | 0,00 %          |
| Market Maker                  | 0          | 0              | 0                  | 0,00 %          |
| <b>Total</b>                  | <b>306</b> | <b>852 146</b> | <b>194 099 176</b> | <b>100.00 %</b> |

## Cotation Électronique

| Echanges | Quantité | Capitaux en TND |
|----------|----------|-----------------|
| 62       | 3 696    | 36 049          |

## Répartition par catégorie de donneurs d'ordres

| Achat        | Echanges  | Quantité     | Capitaux en TND | Capitaux en %   |
|--------------|-----------|--------------|-----------------|-----------------|
| T. Libre     | 62        | 3 696        | 36 049          | 100,00 %        |
| <b>Total</b> | <b>62</b> | <b>3 696</b> | <b>36 049</b>   | <b>100,00 %</b> |

| Vente        | Echanges  | Quantité     | Capitaux en TND | Capitaux en %   |
|--------------|-----------|--------------|-----------------|-----------------|
| T. Libre     | 60        | 3 496        | 34 049          | 94,45 %         |
| T. Géré      | 2         | 200          | 2 000           | 5,55 %          |
| <b>Total</b> | <b>62</b> | <b>3 696</b> | <b>36 049</b>   | <b>100,00 %</b> |

## Cotation sur Panneaux : Les enchères

| Echanges | Quantité | Capitaux en TND |
|----------|----------|-----------------|
| 31       | 16 958   | 904 842         |

## Répartition par catégorie de donneurs d'ordres

| Achat        | Echanges  | Quantité      | Capitaux en TND | Capitaux en %   |
|--------------|-----------|---------------|-----------------|-----------------|
| T. Libre     | 31        | 16 958        | 904 842         | 100,00 %        |
| <b>Total</b> | <b>31</b> | <b>16 958</b> | <b>904 842</b>  | <b>100,00 %</b> |

| Vente        | Echanges  | Quantité      | Capitaux en TND | Capitaux en %   |
|--------------|-----------|---------------|-----------------|-----------------|
| T. Libre     | 31        | 16 958        | 904 842         | 100,00 %        |
| <b>Total</b> | <b>31</b> | <b>16 958</b> | <b>904 842</b>  | <b>100,00 %</b> |



| SIPHAT                              | TN0006670012 | SIPHA | S | 99 | Fixing  | 1800000    | 8,08     | 0,02%   | - | - | - | -    | 4,490   | -4,47% B | 4,700  | 0,000   | 3,760  | 19,42% | -      | -      | -       | 55 | 1643     | 6982      |        |           |            |
|-------------------------------------|--------------|-------|---|----|---------|------------|----------|---------|---|---|---|------|---------|----------|--------|---------|--------|--------|--------|--------|---------|----|----------|-----------|--------|-----------|------------|
| UNITE DE FABRICATION DE MEDICAMENTS | TN0007720014 | UMED  | A | 11 | Continu | 32000000   | 296,64   | 0,68%   | - | - | - | 62   | 19063   | 176066   | 9,270  | 0,22%   | 9,247  | 9,236  | -0,12% | 9,450  | -1,91%  | 1  | 1122600  | 11226000  | 9994   | 4211409   | 39215337   |
| <b>SERVICES FINANCIERS</b>          |              |       |   |    |         | 131016000  | 1751,15  | 4,01%   | - | - | - | 261  | 87256   | 1087078  |        |         |        |        |        |        |         | 1  | 60000    | 2484000   | 15429  | 3166633   | 60592083   |
| ATL                                 | TN0004700100 | ATL   | B | 11 | Continu | 32500000   | 335,08   | 0,77%   | - | - | - | 89   | 28947   | 301805   | 10,310 | -2,74%  | 10,653 | 10,426 | -2,13% | 6,100  | 69,02%  | -  | -        | -         | 3561   | 1133533   | 8847125    |
| ATTIJARI LEASING                    | TN0006610018 | TJL   | B | 11 | Continu | 27500000   | 107,25   | 0,25%   | - | - | - | 10   | 1304    | 50857    | 39,000 | -1,89%  | 39,313 | 39,001 | -0,79% | 29,250 | 33,33%  | -  | -        | -         | 771    | 68132     | 2256317    |
| BEST LEASE                          | TN0007580012 | BL    | B | 12 | Fixing  | 30000000   | 71,70    | 0,16%   | - | - | - | 40   | 34103   | 81506    | 2,390  | -4,40%  | 2,500  | 2,390  | -4,40% | 2,200  | 8,64%   | -  | -        | -         | 309    | 122203    | 293922     |
| BH LEASING                          | TN0006720049 | BHL   | B | 12 | Fixing  | 70000000   | 30,10    | 0,07%   | - | - | - | 5    | 320     | 1380     | 4,300  | 0,00%   | 4,391  | 4,311  | -1,82% | 3,970  | 10,83%  | -  | -        | -         | 283    | 40956     | 163419     |
| CIL                                 | TN0004200853 | CIL   | B | 11 | Continu | 70000000   | 247,80   | 0,57%   | - | - | - | 41   | 13895   | 492000   | 35,400 | -3,80%  | 36,022 | 35,408 | -1,70% | 28,250 | 33,81%  | -  | -        | -         | 3010   | 575586    | 18834455   |
| HANNIBAL LEASE                      | TN0007310139 | HL    | B | 12 | Fixing  | 110000000  | 87,01    | 0,20%   | - | - | - | 27   | 5664    | 44627    | 7,910  | 1,02%   | 7,830  | 7,879  | 0,63%  | 7,600  | 4,08%   | -  | -        | -         | 798    | 376393    | 2816896    |
| PLACEMENT DE TUNISIE - SICAF        | TN0002500650 | PLTU  | B | 12 | Fixing  | 10000000   | 38,61    | 0,09%   | - | - | - | -    | -       | -        | 38,610 | 0,00%   | NC     | 0,000  | 0,000  |        |         |    |          |           | 9      | 301       | 12572      |
| SPDIT - SICAF                       | TN0001400704 | SPDIT | A | 11 | Continu | 280000000  | 383,60   | 0,88%   | - | - | - | 1    | 1       | 14       | 13,700 | 0,00%   | 13,700 | 13,700 | 0,00%  | 12,700 | 15,75%  | -  | -        | -         | 841    | 204215    | 2735486    |
| TUNINVEST-SICAR                     | TN0004100202 | TINV  | B | 12 | Fixing  | 96600000   | 39,61    | 0,09%   | - | - | - | 3    | 51      | 2091     | 41,000 | 3,69%   | 39,534 | 41,000 | 3,71%  | 42,000 | -2,38%  | -  | -        | -         | 966    | 68452     | 2834315    |
| TUNISIE LEASING ET FACTORING        | TN0002100907 | TLS   | A | 11 | Continu | 108000000  | 410,40   | 0,94%   | - | - | - | 45   | 2971    | 112798   | 38,000 | -0,91%  | 38,892 | 37,966 | -2,38% | 32,750 | 20,92%  | 1  | 60000    | 2484000   | 4881   | 576862    | 21797576   |
| <b>TECHNOLOGIE</b>                  |              |       |   |    |         | 14354134   | 120,04   | 0,28%   | - | - | - | 108  | 25461   | 250311   |        |         |        |        |        |        |         | 2  | 350000   | 3500000   | 9750   | 5138621   | 49986981   |
| AETECH                              | TN0007500010 | AETEC | S | 99 | Fixing  | 2223334    | 0,91     | 0,00%   | - | - | - | -    | -       | -        | 0,410  | 0,00% S | 0,000  | 0,000  |        |        |         |    |          |           | 20     | 11728     | 4568       |
| TELNET HOLDING                      | TN0007440019 | TLNET | B | 11 | Continu | 12130800   | 119,12   | 0,27%   | - | - | - | 108  | 25461   | 250311   | 9,820  | -1,80%  | 10,063 | 9,831  | -2,30% | 6,840  | 43,57%  | 2  | 350000   | 3500000   | 9730   | 5126893   | 49982413   |
| <b>TELECOMMUNICATIONS</b>           |              |       |   |    |         | 112636800  | 153,22   | 0,35%   | - | - | - | 386  | 96285   | 1227778  |        |         |        |        |        |        |         | -  | -        | -         | 11620  | 6136144   | 25248106   |
| SOTETEL                             | TN0006530018 | SOTET | B | 11 | Continu | 46368000   | 66,82    | 0,15%   | - | - | - | 367  | 83516   | 1217563  | 14,410 | -2,37%  | 14,973 | 14,579 | -2,63% | 5,210  | 176,58% | -  | -        | -         | 9047   | 2212127   | 22021429   |
| TAWASOL GROUP HOLDING               | TN0007650013 | TGH   | S | 99 | Fixing  | 108000000  | 86,40    | 0,20%   | - | - | - | 19   | 12769   | 10215    | 0,800  | 1,27%   | 0,790  | 0,800  | 1,27%  | 0,800  | 0,00%   | -  | -        | -         | 2573   | 3924017   | 3226677    |
| <b>VOYAGE ET LOISIRS</b>            |              |       |   |    |         | 106199280  | 36,11    | 0,08%   | - | - | - | 1    | 15      | 5        |        |         |        |        |        |        |         | -  | -        | -         | 921    | 1108000   | 379067     |
| TUNISAIR                            | TN0001200401 | TAIR  | S | 99 | Fixing  | 106199280  | 36,11    | 0,08%   | - | - | - | 1    | 15      | 5        | 0,340  | 3,03%   | 0,330  | 0,340  | 3,03%  | 0,340  | 0,00%   | -  | -        | -         | 921    | 1108000   | 379067     |
| <b>TOTAL</b>                        |              |       |   |    |         | 3063013649 | 43621,02 | 100,00% | 0 | 0 | 0 | 3669 | 1005116 | 12950328 |        |         |        |        |        |        |         | 35 | 31752830 | 557300687 | 303446 | 132416694 | 1649623511 |

## Instruments – Lignes secondaires

### Marché principal

| Séance du 21/05/2026                 |              |       |         |          |          |                 |               |            |          | Année 2026 |                 |        |
|--------------------------------------|--------------|-------|---------|----------|----------|-----------------|---------------|------------|----------|------------|-----------------|--------|
| Secteur / Émetteur / Valeur          | Code ISIN    | MNEMO | Groupes | Échanges | Quantité | Capitaux en TND | Dernier cours | Indicateur | Échanges | Quantité   | Capitaux en TND |        |
| <b>AGRO ALIMENTAIRE ET BOISSONS</b>  |              |       |         |          |          |                 |               |            |          |            |                 |        |
| POULINA GP HOLDING                   |              |       |         |          |          |                 |               |            |          |            |                 |        |
| PGH Da 2/25 230611                   | TN0005700034 | PGH11 |         | 32       | -        | -               | -             | -          | NC       | 16         | 83              | 135    |
| SFBT                                 |              |       |         |          |          |                 |               |            |          |            |                 |        |
| SFBT (Da 1/6)                        | TN0001100288 | SFB99 |         | 32       | -        | -               | -             | -          | NC       | -          | -               | -      |
| SFBT (Da 1/7)                        | TN0001100296 | SFB00 |         | 32       | -        | -               | -             | -          | NC       | -          | -               | -      |
| SFBT (Da 1/2) 2001                   | TN0001100304 | SFBT1 |         | 32       | -        | -               | -             | -          | NC       | 1          | 1               | 62     |
| SFBT Da1/2(11/4/02)                  | TN0001100312 | SFB02 |         | 32       | -        | -               | -             | -          | NC       | -          | -               | -      |
| SFBT Da 1/12 2006                    | TN0001100320 | SFB06 |         | 32       | -        | -               | -             | -          | NC       | -          | -               | -      |
| SFBT DA2007 1/13                     | TN0001100338 | SFB07 |         | 32       | -        | -               | -             | -          | NC       | 8          | 19              | 66     |
| SFBT Da5/56 120510                   | TN0001100346 | SFB10 |         | 32       | -        | -               | -             | -          | NC       | 9          | 57              | 300    |
| SFBT Da5/61 300311                   | TN0001100353 | SFB11 |         | 32       | -        | -               | -             | -          | NC       | 7          | 39              | 179    |
| SFBT Da10/66 03712                   | TN0001100361 | SFB12 |         | 32       | -        | -               | -             | -          | NC       | 22         | 225             | 595    |
| SFBT Da1/19 280513                   | TN0001100387 | SFB13 |         | 32       | -        | -               | -             | -          | NC       | 6          | 49              | 107    |
| SFBT DA 1/8 200514                   | TN0001100403 | SFB14 |         | 32       | -        | -               | -             | -          | NC       | 12         | 26              | 137    |
| SFBT DA 1/6 120515                   | TN0001100411 | SFB15 |         | 32       | -        | -               | -             | -          | NC       | 11         | 37              | 95     |
| SFBT DA 1/7 040516                   | TN0001100429 | SFB16 |         | 32       | -        | -               | -             | -          | NC       | 13         | 29              | 137    |
| SFBT DA1/10 040517                   | TN0001100437 | SFB17 |         | 32       | -        | -               | -             | -          | NC       | 15         | 36              | 114    |
| SFBT DA 1/4 300418                   | TN0001100445 | SFB18 |         | 32       | -        | -               | -             | -          | NC       | 20         | 27              | 151    |
| SFBT DA 1/5 130519                   | TN0001100452 | SFB19 |         | 32       | -        | -               | -             | -          | NC       | 75         | 135             | 430    |
| SFBT DA 1/4 200720                   | TN0001100460 | SFB20 |         | 32       | -        | -               | -             | -          | NC       | 53         | 158             | 581    |
| SFBT DA1/12 280524                   | TN3022JYH65  | SFB24 |         | 32       | -        | -               | -             | -          | NC       | 409        | 2044            | 1791   |
| LAND OR                              |              |       |         |          |          |                 |               |            |          |            |                 |        |
| LNDOR DA1/32 80617                   | TN0007510035 | LND17 |         | 32       | -        | -               | -             | -          | NC       | 12         | 106             | 47     |
| <b>ASSURANCE</b>                     |              |       |         |          |          |                 |               |            |          |            |                 |        |
| BNA ASSURANCES                       |              |       |         |          |          |                 |               |            |          |            |                 |        |
| AMI DA 1/4 110817                    | TN0007680044 | AMI17 |         | 32       | -        | -               | -             | -          | NC       | 4          | 5               | 5      |
| AMI DA27/35 241120                   | TN0007680051 | AMI20 |         | 32       | -        | -               | -             | -          | NC       | 18         | 129             | 263    |
| ASTREE                               |              |       |         |          |          |                 |               |            |          |            |                 |        |
| AST DA 1/2 140817                    | TN0003000528 | AST17 |         | 32       | -        | -               | -             | -          | NC       | -          | -               | -      |
| STAR                                 |              |       |         |          |          |                 |               |            |          |            |                 |        |
| STAR DA 7/6 221225                   | TNI7FVNGCJ77 | STAR5 |         | 32       | -        | -               | -             | -          | NC       | 276        | 1896            | 129723 |
| <b>AUTOMOBILES ET EQUIPEMENTIERS</b> |              |       |         |          |          |                 |               |            |          |            |                 |        |
| ASSAD                                |              |       |         |          |          |                 |               |            |          |            |                 |        |
| ASSDa1/9(01/07/05)                   | TN0007140031 | ASSDA |         | 32       | -        | -               | -             | -          | NC       | -          | -               | -      |
| ASSAD Da1/4 150609                   | TN0007140049 | ASS09 |         | 32       | -        | -               | -             | -          | NC       | -          | -               | -      |
| ASS Da 1/10 020610                   | TN0007140056 | ASS10 |         | 32       | -        | -               | -             | -          | NC       | 2          | 8               | 6      |
| ASS Da 1/22 200611                   | TN0007140064 | ASS11 |         | 32       | -        | -               | -             | -          | NC       | 2          | 14              | 4      |
| ASS Da 1/23 010812                   | TN0007140072 | ASS12 |         | 32       | -        | -               | -             | -          | NC       | 5          | 20              | 4      |
| STIP                                 |              |       |         |          |          |                 |               |            |          |            |                 |        |
| STIP Da1/10 0703                     | TN0005030028 | STIP3 |         | 32       | -        | -               | -             | -          | NC       | -          | -               | -      |
| <b>BANQUES</b>                       |              |       |         |          |          |                 |               |            |          |            |                 |        |
| AMEN BANK                            |              |       |         |          |          |                 |               |            |          |            |                 |        |
| AB Da 26 3/37                        | TN0003400108 | AB26  |         | 32       | -        | -               | -             | -          | NC       | -          | -               | -      |
| AB Da 29 3/40                        | TN0003400116 | AB29  |         | 32       | -        | -               | -             | -          | NC       | -          | -               | -      |
| AB Da 34 2/59                        | TN0003400157 | AB34  |         | 32       | -        | -               | -             | -          | NC       | -          | -               | -      |

|                                       |              |       |    |   |    |     |        |    |     |      |       |
|---------------------------------------|--------------|-------|----|---|----|-----|--------|----|-----|------|-------|
| AB Da 1/27                            | TN0003400207 | ABA38 | 32 | - | -  | -   | -      | NC | 6   | 43   | 184   |
| ABDA 1/14 11122007                    | TN0003400272 | ABDA7 | 32 | - | -  | -   | -      | NC | -   | -    | -     |
| AB Da 3/37 281209                     | TN0003400371 | ABDA9 | 32 | - | -  | -   | -      | NC | -   | -    | -     |
| AB Da 1/10 110613                     | TN0003400454 | AB13  | 32 | - | -  | -   | -      | NC | 1   | 1    | 9     |
| AB DA1/24 01082016                    | TN0003400512 | AB16  | 32 | - | -  | -   | -      | NC | 16  | 66   | 215   |
| AB DA1/25 300617                      | TN0003400579 | AB17  | 32 | - | -  | -   | -      | NC | 4   | 12   | 125   |
| AB DA 1/7 12102023                    | TNMY01P21QP7 | AB23  | 32 | - | -  | -   | -      | NC | 9   | 14   | 266   |
| AB DA 2/13 281024                     | TN66JFM5A518 | AB24  | 32 | 2 | 5  | 56  | 11,150 |    | 156 | 592  | 5122  |
| ATB                                   |              |       |    |   |    |     |        |    |     |      |       |
| ATBDA1/7 09/11/05                     | TN0003600434 | ATBDA | 32 | - | -  | -   | -      | NC | -   | -    | -     |
| ATB Da 1/10 151208                    | TN0003600517 | ATB08 | 32 | - | -  | -   | -      | NC | -   | -    | -     |
| ATB Da 1/16 161210                    | TN0003600616 | ATB10 | 32 | - | -  | -   | -      | NC | 6   | 45   | 10    |
| ATTJARI BANK                          |              |       |    |   |    |     |        |    |     |      |       |
| TJARI - (Da)                          | TN0001600162 | TJADA | 32 | - | -  | -   | -      | NC | 2   | 15   | 89    |
| TJARI - Da39                          | TN0001600261 | TJA39 | 32 | - | -  | -   | -      | NC | -   | -    | -     |
| TJARIDA1/40 250518                    | TN0001600501 | TJA18 | 32 | - | -  | -   | -      | NC | 49  | 1073 | 6336  |
| TJARIDA4/21 300425                    | TN823JXM7T75 | TJA25 | 32 | 7 | 25 | 325 | 13,000 |    | 512 | 2851 | 37140 |
| BT                                    |              |       |    |   |    |     |        |    |     |      |       |
| BQ DE TSIE - Da                       | TN0002200103 | BTDA  | 32 | - | -  | -   | -      | NC | 1   | 8    | 38    |
| Bt Da 3/10 170599                     | TN0002200210 | BT149 | 32 | - | -  | -   | -      | NC | 3   | 9    | 127   |
| BTDA1/7(3/12/01)                      | TN0002200251 | BT154 | 32 | - | -  | -   | -      | NC | 3   | 11   | 67    |
| BT Da 1/2 23052006                    | TN0002200319 | BTDA6 | 32 | - | -  | -   | -      | NC | 1   | 1    | 15    |
| BT Da 1/2 10/06/09                    | TN0002200327 | BTDA9 | 32 | - | -  | -   | -      | NC | 3   | 11   | 45    |
| BT Da 1/3 280613                      | TN0002200335 | BT13  | 32 | 1 | 1  | 3   | 3,010  |    | 14  | 67   | 64    |
| BT DA 1/5 03062016                    | TN0002200343 | BT16  | 32 | - | -  | -   | -      | NC | 10  | 18   | 38    |
| BT DA 1/4 04052018                    | TN0002200350 | BT18  | 32 | - | -  | -   | -      | NC | 22  | 33   | 67    |
| BT DA 1/5 10052022                    | TNYHLWKDE9D7 | BT22  | 32 | - | -  | -   | -      | NC | 65  | 125  | 150   |
| BIAT                                  |              |       |    |   |    |     |        |    |     |      |       |
| BIAT Da32 4/60                        | TN0001800465 | BIA32 | 32 | - | -  | -   | -      | NC | -   | -    | -     |
| BIAT Da36 1/24                        | TN0001800507 | BIA36 | 32 | - | -  | -   | -      | NC | 6   | 15   | 71    |
| BIAT DA1/20 290620                    | TN0001800622 | BIA20 | 32 | - | -  | -   | -      | NC | 55  | 271  | 1902  |
| BIAT DA1/7 291124                     | TNK63RI7BF70 | BIA24 | 32 | 4 | 9  | 189 | 20,990 |    | 402 | 979  | 18810 |
| BNA                                   |              |       |    |   |    |     |        |    |     |      |       |
| BNA Da 1/10 040509                    | TN0003100633 | BNA09 | 32 | - | -  | -   | -      | NC | 420 | 2140 | 3977  |
| BNA DA 1/10 200618                    | TN0003100740 | BNA18 | 32 | - | -  | -   | -      | NC | 83  | 276  | 445   |
| BNA DA 1/55 150419                    | TN0003100815 | BNA19 | 32 | - | -  | -   | -      | NC | 40  | 701  | 125   |
| BH BANK                               |              |       |    |   |    |     |        |    |     |      |       |
| BQ HABITAT (Da)                       | TN0001900612 | BHDA  | 32 | - | -  | -   | -      | NC | -   | -    | -     |
| BH Da 1/20 150999                     | TN0001900679 | BH12  | 32 | - | -  | -   | -      | NC | -   | -    | -     |
| BH Da1/25 14022000                    | TN0001900711 | BH14  | 32 | - | -  | -   | -      | NC | -   | -    | -     |
| BHDA 1/15 28052007                    | TN0001900778 | BHDA7 | 32 | - | -  | -   | -      | NC | 1   | 2    | 3     |
| BH DA 1/3 270715                      | TN0001900901 | BH15  | 32 | - | -  | -   | -      | NC | 5   | 8    | 38    |
| BH DA 1/5 171117                      | TN0001900992 | BH17  | 32 | - | -  | -   | -      | NC | 6   | 11   | 23    |
| UBCI                                  |              |       |    |   |    |     |        |    |     |      |       |
| UBCI Da 1/6 010900                    | TN0002400570 | UBC00 | 32 | - | -  | -   | -      | NC | 3   | 3    | 48    |
| UBCI Da 3/7 010704                    | TN0002400646 | UBC04 | 32 | - | -  | -   | -      | NC | 1   | 1    | 34    |
| UBCI Da 1/2 150710                    | TN0002400653 | UBC10 | 32 | - | -  | -   | -      | NC | 2   | 2    | 45    |
| UBCI Da8/33 141013                    | TN0002400695 | UBC13 | 32 | - | -  | -   | -      | NC | 27  | 256  | 2228  |
| WIFAK INTERNATIONAL BANK              |              |       |    |   |    |     |        |    |     |      |       |
| WIFAK DA1/2 121015                    | TN0007200132 | WIF15 | 32 | - | -  | -   | -      | NC | 3   | 3    | 6     |
| BATIMENT ET MATERIAUX DE CONSTRUCTION |              |       |    |   |    |     |        |    |     |      |       |
| MPBS                                  |              |       |    |   |    |     |        |    |     |      |       |
| MPBS DA1/10 070717                    | TN0007620032 | MPB17 | 32 | - | -  | -   | -      | NC | 3   | 10   | 10    |
| MPBS DA1/20 050718                    | TN0007620040 | MPB18 | 32 | - | -  | -   | -      | NC | 5   | 37   | 16    |
| MPBS DA1/10 100719                    | TN0007620057 | MPB19 | 32 | - | -  | -   | -      | NC | 4   | 11   | 9     |
| MPBS DA1/17 100820                    | TN0007620065 | MPB20 | 32 | - | -  | -   | -      | NC | 18  | 49   | 21    |
| CARTHAGE CEMENT                       |              |       |    |   |    |     |        |    |     |      |       |
| CC Da 1/52 201210                     | TN0007400039 | CC10  | 32 | - | -  | -   | -      | NC | 5   | 31   | -     |
| ESSOUKNA                              |              |       |    |   |    |     |        |    |     |      |       |
| SOKNA Da1/5 020712                    | TN0007210032 | SOK12 | 32 | - | -  | -   | -      | NC | -   | -    | -     |
| SOKNA Da2/5 010714                    | TN0007210040 | SOK14 | 32 | - | -  | -   | -      | NC | 4   | 9    | 13    |
| SIMPAR                                |              |       |    |   |    |     |        |    |     |      |       |
| SIMPAR Da 1/5                         | TN0004000089 | SIM01 | 32 | - | -  | -   | -      | NC | -   | -    | -     |
| SIMPA Da1/6 010708                    | TN0004000105 | SIM08 | 32 | - | -  | -   | -      | NC | 1   | 4    | 38    |
| SIMPA Da1/7 010710                    | TN0004000121 | SIM10 | 32 | - | -  | -   | -      | NC | -   | -    | -     |
| SIMPA Da1/8 020712                    | TN0004000147 | SIM12 | 32 | - | -  | -   | -      | NC | 1   | 1    | 5     |
| SIMPA DA2/9 010714                    | TN0004000154 | SIM14 | 32 | - | -  | -   | -      | NC | 2   | 8    | 64    |
| SITS                                  |              |       |    |   |    |     |        |    |     |      |       |
| SITSDa1/9 28/03/07                    | TN0007180037 | SITDA | 32 | - | -  | -   | -      | NC | 1   | 14   | 5     |
| SOMOCER                               |              |       |    |   |    |     |        |    |     |      |       |
| SOMOC Da 1/7 0803                     | TN0006780027 | SOMC3 | 32 | - | -  | -   | -      | NC | -   | -    | -     |
| SOMOC Da 1/10 0708                    | TN0006780043 | SOMC8 | 32 | - | -  | -   | -      | NC | -   | -    | -     |
| SOMOC Da 1/20 2007                    | TN0006780050 | SOMC9 | 32 | - | -  | -   | -      | NC | -   | -    | -     |
| SOMC Da1/10 261211                    | TN0006780068 | SOM11 | 32 | - | -  | -   | -      | NC | -   | -    | -     |
| SOMC Da1/45 211212                    | TN0006780076 | SOM12 | 32 | - | -  | -   | -      | NC | 6   | 155  | 2     |
| SOMC Da2/35 231213                    | TN0006780084 | SOM13 | 32 | - | -  | -   | -      | NC | 10  | 92   | 1     |
| SOMC DA3/37 250814                    | TN0006780092 | SOM14 | 32 | - | -  | -   | -      | NC | 13  | 76   | 1     |
| SOM DA 1/23 201015                    | TN0006780100 | SOM15 | 32 | - | -  | -   | -      | NC | 6   | 27   | -     |
| BIENS ET SERVICES INDUSTRIELS         |              |       |    |   |    |     |        |    |     |      |       |



|   |              |       |    |   |    |    |       |    |     |       |       |
|---|--------------|-------|----|---|----|----|-------|----|-----|-------|-------|
| STPILDA0807 1/10                              | TN0006660039 | SPL7  | 32 | - | -  | -  | -     | NC | -   | -     | -     |
| STPIL Da1/25301208                            | TN0006660047 | SPL8  | 32 | - | -  | -  | -     | NC | 14  | 115   | 132   |
| STPIL Da1/20 02712                            | TN0006660054 | SPL12 | 32 | - | -  | -  | -     | NC | 11  | 44    | 64    |
| STPIL Da1/33 01713                            | TN0006660062 | SPL13 | 32 | - | -  | -  | -     | NC | 20  | 186   | 170   |
| STPIL DA1/17 20614                            | TN0006660070 | SPL14 | 32 | - | -  | -  | -     | NC | 23  | 93    | 155   |
| STPL DA1/32 180615                            | TN0006660088 | SPL15 | 32 | - | -  | -  | -     | NC | 28  | 300   | 256   |
| STPIL DA1/39 01716                            | TN0006660096 | SPL16 | 32 | - | -  | -  | -     | NC | 21  | 199   | 148   |
| STPILDA1/56 300617                            | TN0006660104 | SPL17 | 32 | - | -  | -  | -     | NC | 29  | 374   | 164   |
| STPILDA1/39 290618                            | TN0006660112 | SPL18 | 32 | - | -  | -  | -     | NC | 37  | 445   | 278   |
| <b>PRODUITS MENAGERS ET DE SOIN PERSONNEL</b> |              |       |    |   |    |    |       |    |     |       |       |
| <b>EURO-CYCLES</b>                            |              |       |    |   |    |    |       |    |     |       |       |
| ECYCL DA1/2 010616                            | TN0007570021 | ECY16 | 32 | - | -  | -  | -     | NC | 2   | 2     | 18    |
| ECYC DA1/10 010719                            | TN0007570039 | ECY19 | 32 | - | -  | -  | -     | NC | 8   | 12    | 14    |
| ECYC DA1/10 040822                            | TNUTSNMT2ET9 | ECY22 | 32 | 2 | 5  | 6  | 1,200 |    | 46  | 107   | 124   |
| <b>ATELIER MEUBLE INTERIEURS</b>              |              |       |    |   |    |    |       |    |     |       |       |
| SAM DA 1/10 280717                            | TN0007740020 | SAM17 | 32 | - | -  | -  | -     | NC | 3   | 5     | 4     |
| SAM DA 1/5 300920                             | TN0007740038 | SAM20 | 32 | - | -  | -  | -     | NC | 1   | 1     | 1     |
| SAM DA 8/85 241125                            | TNLPW5AW8TJ4 | SAM25 | 32 | - | -  | -  | -     | NC | 199 | 7 650 | 3 078 |
| Société d'Articles Hygiéniques                |              |       |    |   |    |    |       |    |     |       |       |
| SAH DA 1/7 050814                             | TN0007610025 | SAH14 | 32 | - | -  | -  | -     | NC | 10  | 17    | 58    |
| SAH DA 1/20 050914                            | TN0007610033 | SAH42 | 32 | - | -  | -  | -     | NC | 9   | 32    | 36    |
| SAH Da 1/5 230615                             | TN0007610041 | SAH15 | 32 | - | -  | -  | -     | NC | 1   | 1     | 5     |
| SAH DA 1/14 250117                            | TN0007610058 | SAH17 | 32 | - | -  | -  | -     | NC | 5   | 12    | 16    |
| SAH DA 1/17 070717                            | TN0007610066 | SAH72 | 32 | - | -  | -  | -     | NC | 8   | 29    | 29    |
| SAH DA 1/14 131217                            | TN0007610074 | SAH73 | 32 | - | -  | -  | -     | NC | 1   | 1     | 2     |
| SAH DA 1/14 010818                            | TN0007610082 | SAH18 | 32 | - | -  | -  | -     | NC | 19  | 86    | 111   |
| SAH DA 1/18 031218                            | TN0007610090 | SAH82 | 32 | - | -  | -  | -     | NC | 30  | 177   | 180   |
| SAH DA1/4 22082022                            | TNZTIVM7NY78 | SAH22 | 32 | 3 | 38 | 21 | 0,550 |    | 152 | 657   | 1 851 |
| SAH DA 1/35 010823                            | TNG73XSR2T07 | SAH23 | 32 | 5 | 22 | 9  | 0,400 |    | 378 | 4 303 | 1 589 |
| <b>NEW BODY LINE</b>                          |              |       |    |   |    |    |       |    |     |       |       |
| NBL Da1/45 161213                             | TN0007540032 | NBL13 | 32 | - | -  | -  | -     | NC | 17  | 206   | 23    |
| NBL DA 1/10 280717                            | TN0007540040 | NBL17 | 32 | - | -  | -  | -     | NC | 9   | 18    | 9     |
| <b>OFFICE PLAST</b>                           |              |       |    |   |    |    |       |    |     |       |       |
| PLAST DA1/4 161216                            | TN0007700032 | PLS16 | 32 | - | -  | -  | -     | NC | 6   | 10    | 3     |
| PLA DA3/100 231020                            | TN0007700065 | PLA20 | 32 | - | -  | -  | -     | NC | 12  | 428   | 7     |
| PLA DA7/103 190721                            | TN0007700081 | PLA21 | 32 | - | -  | -  | -     | NC | 18  | 1 283 | 69    |
| PLAST DA1/5 190722                            | TN2H8I4GI6F8 | PLA22 | 32 | - | -  | -  | -     | NC | 18  | 414   | 48    |
| <b>SANTE</b>                                  |              |       |    |   |    |    |       |    |     |       |       |
| <b>UNITE DE FABRICATION DE MEDICAMENTS</b>    |              |       |    |   |    |    |       |    |     |       |       |
| UMED D76/509 26716                            | TN0007720022 | UMD16 | 32 | - | -  | -  | -     | NC | 18  | 237   | 350   |
| UMD DA11/117 40817                            | TN0007720030 | UMD17 | 32 | - | -  | -  | -     | NC | 22  | 6 770 | 3 566 |
| <b>SERVICES FINANCIERS</b>                    |              |       |    |   |    |    |       |    |     |       |       |
| <b>ATL</b>                                    |              |       |    |   |    |    |       |    |     |       |       |
| ATL Da 1/5 290808                             | TN0004700266 | ATL08 | 32 | - | -  | -  | -     | NC | 2   | 4     | 8     |
| ATL Da 2/17 261112                            | TN0004700472 | ATL12 | 32 | - | -  | -  | -     | NC | 11  | 54    | 55    |
| <b>ATTIJARI LEASING</b>                       |              |       |    |   |    |    |       |    |     |       |       |
| ATTIJARI LS ROMPU                             | TN0006610141 | TJLR  | 32 | - | -  | -  | -     | NC | -   | -     | -     |
| TJL DA 3/17 210717                            | TN0006610448 | TJL17 | 32 | - | -  | -  | -     | NC | 17  | 428   | 2 410 |
| <b>BH LEASING</b>                             |              |       |    |   |    |    |       |    |     |       |       |
| ML DA 1/4 250515                              | TN0006720072 | ML15  | 32 | - | -  | -  | -     | NC | 8   | 8     | 5     |
| <b>CIL</b>                                    |              |       |    |   |    |    |       |    |     |       |       |
| CIL DA 2007 1/4                               | TN0004201042 | CIL07 | 32 | - | -  | -  | -     | NC | -   | -     | -     |
| CIL Da 1/5 301208                             | TN0004201117 | CIL08 | 32 | - | -  | -  | -     | NC | -   | -     | -     |
| CIL Da 1/3 110610                             | TN0004201216 | CIL10 | 32 | - | -  | -  | -     | NC | 3   | 5     | 101   |
| CIL Da 1/4 030611                             | TN0004201281 | CIL11 | 32 | - | -  | -  | -     | NC | 1   | 1     | 6     |
| CIL DA2/5 15052023                            | TNEOEJK4P2R7 | CIL23 | 32 | - | -  | -  | -     | NC | 1   | 1     | 5     |
| <b>HANNIBAL LEASE</b>                         |              |       |    |   |    |    |       |    |     |       |       |
| HL DA 1/10 180817                             | TN0007310378 | HL17  | 32 | - | -  | -  | -     | NC | 2   | 2     | 2     |
| HL DA37/100 090720                            | TN0007310519 | HL20  | 32 | - | -  | -  | -     | NC | 13  | 267   | 619   |
| <b>SPDIT - SICAF</b>                          |              |       |    |   |    |    |       |    |     |       |       |
| SPDIT Da 1/24 3512                            | TN0001400720 | SPD12 | 32 | - | -  | -  | -     | NC | 4   | 28    | 18    |
| <b>TUNISIE LEASING ET FACTORING</b>           |              |       |    |   |    |    |       |    |     |       |       |
| TUN. LEAS. (Da 10)                            | TN0002100915 | TLSDA | 32 | - | -  | -  | -     | NC | -   | -     | -     |
| TLS Da 1/4                                    | TN0002100956 | TLD01 | 32 | - | -  | -  | -     | NC | -   | -     | -     |
| TLS Da 1/5(021202)                            | TN0002100980 | TLS02 | 32 | - | -  | -  | -     | NC | -   | -     | -     |
| TLS Da 1/6(181203)                            | TN0002101012 | TLS03 | 32 | - | -  | -  | -     | NC | 2   | 3     | 27    |
| TLS Da 1/7(061204)                            | TN0002101061 | TLS04 | 32 | - | -  | -  | -     | NC | -   | -     | -     |
| TLS Da1/55(010307)                            | TN0002101152 | TLS07 | 32 | - | -  | -  | -     | NC | -   | -     | -     |
| TLS Da 1/56 030308                            | TN0002101210 | TLS08 | 32 | - | -  | -  | -     | NC | 6   | 90    | 85    |
| TLS Da 1/57 020309                            | TN0002101319 | TLS09 | 32 | - | -  | -  | -     | NC | 5   | 30    | 21    |
| TLS Da 1/68 301209                            | TN0002101392 | TLS92 | 32 | - | -  | -  | -     | NC | 11  | 73    | 34    |
| TLS Da 1/69 010210                            | TN0002101400 | TLS10 | 32 | - | -  | -  | -     | NC | 15  | 118   | 63    |
| TLS Da 3/80 010213                            | TN0002101590 | TLS13 | 32 | - | -  | -  | -     | NC | 21  | 240   | 345   |
| TL DA3/83 10022014                            | TN0002101749 | TLS14 | 32 | - | -  | -  | -     | NC | 31  | 466   | 637   |
| TL DA2/43 02022015                            | TN0002101814 | TLS15 | 32 | - | -  | -  | -     | NC | 18  | 152   | 262   |
| TLS DA1/23 010719                             | TN0002102044 | TLS19 | 32 | - | -  | -  | -     | NC | 37  | 244   | 398   |
| <b>TECHNOLOGIE</b>                            |              |       |    |   |    |    |       |    |     |       |       |
| <b>TELNET HOLDING</b>                         |              |       |    |   |    |    |       |    |     |       |       |
| TLN DA 1/10 010719                            | TN0007440035 | TLN19 | 32 | - | -  | -  | -     | NC | 8   | 28    | 23    |

| TELECOMMUNICATIONS |              |       |    |    |     |     |   |    |       |        |         |
|--------------------|--------------|-------|----|----|-----|-----|---|----|-------|--------|---------|
| SOTETEL            |              |       |    |    |     |     |   |    |       |        |         |
| SOTETEL Da1/6      | TN0006530059 | SOT01 | 32 | -  | -   | -   | - | NC | 1     | 2      | 4       |
| SOT Da 1/5 010102  | TN0006530067 | SOT02 | 32 | -  | -   | -   | - | NC | -     | -      | -       |
| SOT Da 1/5 010703  | TN0006530075 | SOT03 | 32 | -  | -   | -   | - | NC | -     | -      | -       |
| SOT Da 1/10 150704 | TN0006530083 | SOT04 | 32 | -  | -   | -   | - | NC | -     | -      | -       |
| SOT Da1/22 010906  | TN0006530091 | SOT06 | 32 | -  | -   | -   | - | NC | 1     | 7      | 2       |
| VOYAGE ET LOISIRS  |              |       |    |    |     |     |   |    |       |        |         |
| TUNISAIR           |              |       |    |    |     |     |   |    |       |        |         |
| TUNISAIR - Da 01   | TN0001200419 | TAIDA | 32 | -  | -   | -   | - | NC | -     | -      | -       |
| TUNISAIR - Da 04   | TN0001200468 | TAI04 | 32 | -  | -   | -   | - | NC | 2     | 10     | -       |
| TAIR Da1/10 010799 | TN0001200476 | TAI09 | 32 | -  | -   | -   | - | NC | 1     | 4      | -       |
| TAIR Da1/10 030700 | TN0001200492 | TAI00 | 32 | -  | -   | -   | - | NC | 3     | 8      | -       |
| TUNISAIR Da 1/10   | TN0001200518 | TAI01 | 32 | -  | -   | -   | - | NC | 4     | 67     | 1       |
| TAIR Da1/22 310806 | TN0001200534 | TAI06 | 32 | -  | -   | -   | - | NC | 5     | 90     | 2       |
| TAIR Da 1/5 010908 | TN0001200542 | TAI08 | 32 | -  | -   | -   | - | NC | 9     | 40     | 1       |
| TAIR Da1/11 170709 | TN0001200567 | TAI09 | 32 | -  | -   | -   | - | NC | 7     | 71     | 1       |
| TOTAL              |              |       |    | 24 | 105 | 608 |   |    | 5 125 | 45 615 | 245 349 |

# Instruments – Obligations

## Titres émis par l'Etat

| Séance du 21/05/2026 |               |       |        |                    |          |          |                 |         |              |            | Année 2026 |          |          |                 |
|----------------------|---------------|-------|--------|--------------------|----------|----------|-----------------|---------|--------------|------------|------------|----------|----------|-----------------|
| Valeur               | Code ISIN     | MNEMO | Groupe | Unitée de Cotation | Echanges | Quantité | Capitaux en TND | Clôture | Var. du Jour | Indicateur | Ouverture  | Echanges | Quantité | Capitaux en TND |
| BTA 6,3% Oct 2026    | TN0008000580  | B1026 |        | 21 %               |          | --       | --              | --      | 98,000       | 0,00%      | NC         | 98,000   | --       | --              |
| BTA6,7% Avril 2028   | TN0008000606  | B0428 |        | 21 %               |          | --       | --              | --      | 93,100       | 0,00%      | NC         | 93,100   | --       | --              |
| BTA 7,5% Juil 2032   | TN0008000663  | B0732 |        | 21 %               |          | --       | --              | --      | 97,000       | 0,00%      | NC         | 97,000   | --       | --              |
| BTA 7% Juil 2028     | TN0008000697  | B0728 |        | 21 %               |          | --       | --              | --      | 90,500       | 0,00%      | NC         | 90,500   | --       | --              |
| BTA 7,2% Fev 2027    | TN0008000721  | B0227 |        | 21 %               |          | --       | --              | --      | 99,460       | 0,00%      | NC         | 97,590   | 13       | 9800            |
| BTA 7,4% Fev 2030    | TN0008000739  | B0230 |        | 21 %               |          | --       | --              | --      | 95,560       | 0,00%      | NC         | 93,450   | 8        | 544             |
| BTA 7,2% Mai 2027    | TN0008000747  | B0527 |        | 21 %               |          | --       | --              | --      | 99,030       | 0,00%      | NC         | 96,510   | 7        | 409             |
| BTA 8% Nov 2030      | TN0008000762  | B1130 |        | 21 %               |          | --       | --              | --      | 97,000       | 0,00%      | NC         | 97,000   | --       | --              |
| BTA 7,3% Dec 2027    | TN0008000770  | B1227 |        | 21 %               |          | --       | --              | --      | 91,050       | 0,00%      | NC         | 91,050   | --       | --              |
| BTA 7,5% Janv 2028   | TN0008000796  | B0128 |        | 21 %               |          | --       | --              | --      | 100,000      | 0,00%      | NC         | 100,000  | --       | --              |
| BTA 8% Mars 2033     | TN0008000804  | B0333 |        | 21 %               |          | --       | --              | --      | 100,000      | 0,00%      | NC         | 100,000  | --       | --              |
| BTA 6,6% Mars 2027   | TN0008000655  | B0327 |        | 21 %               |          | --       | --              | --      | 98,000       | 0,00%      | NC         | 97,100   | 1        | 158             |
| BTA 7,5% Dec 2028    | TN0008000812  | B1228 |        | 21 %               |          | --       | --              | --      | 94,720       | 0,00%      | NC         | 94,720   | --       | --              |
| E NAT 2021 8,80% B   | TN0008000838  | NB26  |        | 21 %               |          | --       | --              | --      | 100,310      | 0,00%      | NC         | 100,000  | 2        | 65000           |
| E NAT 2021 8,90% C   | TN0008000846  | NC28  |        | 21 %               |          | --       | --              | --      | 93,000       | 0,00%      | NC         | 93,000   | --       | --              |
| ENAT2021 8,70%A PP   | TN0008000820  | NA26  |        | 21 %               |          | --       | --              | --      | 100,000      | 0,00%      | NC         | 97,500   | 4        | 157585          |
| ENAT2 2021 8,80% B   | TN0008000895  | NB226 |        | 21 %               |          | --       | --              | --      | 100,000      | 0,00%      | NC         | 100,000  | --       | --              |
| ENAT2 2021 8,90% C   | TN0008000903  | NC228 |        | 21 %               |          | --       | --              | --      | 95,000       | 0,00%      | NC         | 95,000   | 1        | 6               |
| ENAT2 HASSAN21 APP   | TN0008000853  | NH226 |        | 21 %               |          | --       | --              | --      | 100,000      | 0,00%      | NC         | 100,000  | --       | --              |
| ENAT22021 8,70%APP   | TN0008000887  | NA226 |        | 21 %               |          | --       | --              | --      | 100,410      | 0,00%      | NC         | 97,000   | 2        | 2200            |
| ENAT3 2021 8,80% B   | TNY206UGUZ33  | NB3F6 |        | 21 %               |          | --       | --              | --      | 100,000      | 0,00%      | NC         | 94,500   | 2        | 4050            |
| ENAT3 2021 8,90% C   | TN3QL5M1QLW6  | NC3F8 |        | 21 %               |          | --       | --              | --      | 100,000      | 0,00%      | NC         | 100,000  | --       | --              |
| ENAT3 HASSAN2021 B   | TNVSDML2VYJ5  | NHB36 |        | 21 %               |          | --       | --              | --      | 100,000      | 0,00%      | NC         | 100,000  | --       | --              |
| ENAT3 HASSAN2021 C   | TNJQ3VIAM1R9  | NHC38 |        | 21 %               |          | --       | --              | --      | 100,000      | 0,00%      | NC         | 100,000  | --       | --              |
| ENAT32021 8,70%APP   | TNZBXQU5RZ91  | NA3F6 |        | 21 %               |          | --       | --              | --      | 95,000       | 0,00%      | NC         | 97,000   | 6        | 2208            |
| ENT32021T+2,45%APP   | TNSUXW7EUBUQ0 | NA3V6 |        | 21 %               |          | --       | --              | --      | 95,000       | 0,00%      | NC         | 95,000   | --       | --              |
| ENAT3 HASSAN21 APP   | TNE5I87AYZT5  | NHA36 |        | 21 %               |          | --       | --              | --      | 100,000      | 0,00%      | NC         | 100,000  | --       | --              |
| ENAT32021 T+2,55%B   | TN5QHXZ8T348  | NB3V6 |        | 21 %               |          | --       | --              | --      | 100,000      | 0,00%      | NC         | 100,000  | --       | --              |
| ENAT32021 T+2,65%C   | TNJP2LP1CVE1  | NC3V8 |        | 21 %               |          | --       | --              | --      | 100,000      | 0,00%      | NC         | 100,000  | --       | --              |
| ENAT1 2022 A 8,80%   | TNPSLOPEJVO7  | NAF27 |        | 21 %               |          | --       | --              | --      | 100,000      | 0,00%      | NC         | 95,000   | 26       | 14321           |
| ENAT1 2022 B 8,90%   | TNHG2VXQ3BGO  | NBF29 |        | 21 %               |          | --       | --              | --      | 98,000       | 0,00%      | NC         | 100,000  | 3        | 52              |
| ENAT1 2022 C 9,10%   | TN5XZZ454U2   | NCF32 |        | 21 %               |          | --       | --              | --      | 100,000      | 0,00%      | NC         | 100,000  | --       | --              |
| ENAT1 2022A T+2,4%   | TNLEGO8CKWX3  | NAV27 |        | 21 %               |          | --       | --              | --      | 100,000      | 0,00%      | NC         | 92,500   | 1        | 1170            |
| ENAT1 2022B T+2,5%   | TN00U20VQYS5  | NBV29 |        | 21 %               |          | --       | --              | --      | 100,000      | 0,00%      | NC         | 100,000  | --       | --              |
| ENAT1 2022CT+2,65%   | TNQHMI7RIBR5  | NCV32 |        | 21 %               |          | --       | --              | --      | 100,000      | 0,00%      | NC         | 100,000  | --       | --              |
| ENAT1 HASSAN2022 A   | TNCDR74CL701  | NHA27 |        | 21 %               |          | --       | --              | --      | 100,000      | 0,00%      | NC         | 100,000  | --       | --              |
| ENAT1 HASSAN2022 B   | TNBHB9XIP394  | NHB29 |        | 21 %               |          | --       | --              | --      | 100,000      | 0,00%      | NC         | 100,000  | --       | --              |
| ENAT1 HASSAN2022 C   | TNW1CN5IM5T4  | NHC32 |        | 21 %               |          | --       | --              | --      | 100,000      | 0,00%      | NC         | 100,000  | --       | --              |
| ENAT2 2022 9,35% B   | TNQVHB5WZ2K2  | NB2F9 |        | 21 %               |          | --       | --              | --      | 97,100       | 0,00%      | NC         | 101,750  | 1        | 100             |
| ENAT2 2022 9,60% C   | TNIEO2MTU05   | NC2F2 |        | 21 %               |          | --       | --              | --      | 100,700      | 0,00%      | NC         | 100,700  | --       | --              |
| ENAT2 2022T+2,40%C   | TN11TIB0EPV4  | NC2V2 |        | 21 %               |          | --       | --              | --      | 100,000      | 0,00%      | NC         | 100,000  | --       | --              |
| ENAT2 HASSAN2022 B   | TNU9AUB15T16  | NH2B9 |        | 21 %               |          | --       | --              | --      | 100,000      | 0,00%      | NC         | 100,000  | --       | --              |
| ENAT2 HASSAN2022 C   | TN714WHHWNW4  | NH2C2 |        | 21 %               |          | --       | --              | --      | 100,000      | 0,00%      | NC         | 100,000  | --       | --              |
| ENAT2 HASSAN22 APP   | TNM460WVRP06  | NH2A7 |        | 21 %               |          | --       | --              | --      | 65,000       | 0,00%      | NC         | 65,000   | --       | --              |
| ENAT22022 9,25%APP   | TNJ1M1ZAWYG5  | NA2F7 |        | 21 %               |          | 1        | 436             | 4739    | 100,000      | 3,09%      | NC         | 99,000   | 5        | 23591           |
| ENAT22022 T+2,2% B   | TNFOOWIRG8H7  | NB2V9 |        | 21 %               |          | --       | --              | --      | 100,000      | 0,00%      | NC         | 100,000  | --       | --              |
| ENT2 22 T+2,15%APP   | TNQCK0BPZ5A4  | NA2V7 |        | 21 %               |          | --       | --              | --      | 100,000      | 0,00%      | NC         | 100,000  | 1        | 1500            |
| ENAT3 2022 9,35% B   | TNRGVSC8DE36  | NB3F9 |        | 21 %               |          | --       | --              | --      | 100,170      | 0,00%      | NC         | 100,170  | --       | --              |
| ENAT3 2022 9,60% C   | TN4A4WPDZ0C1  | NC3F2 |        | 21 %               |          | --       | --              | --      | 100,000      | 0,00%      | NC         | 100,000  | --       | --              |
| ENAT3 2022T+2,40%C   | TNIZ090I5G66  | NC3V2 |        | 21 %               |          | --       | --              | --      | 100,000      | 0,00%      | NC         | 100,000  | --       | --              |
| ENAT32022 9,25%APP   | TNXNSU5ILBI2  | NA3F7 |        | 21 %               |          | --       | --              | --      | 98,000       | 0,00%      | NC         | 93,000   | 3        | 2965            |
| ENAT32022 T+2,2% B   | TN0JN6PVVH38  | NB3V9 |        | 21 %               |          | --       | --              | --      | 100,000      | 0,00%      | NC         | 100,000  | --       | --              |
| ENT3 22 T+2,15%APP   | TNWL10DSWXX1  | NA3V7 |        | 21 %               |          | --       | --              | --      | 99,000       | 0,00%      | NC         | 99,000   | --       | --              |
| BTA 8,8% Sept 2032   | TNJL4N1SD7B2  | B0932 |        | 21 %               |          | --       | --              | --      | 100,000      | 0,00%      | NC         | 100,000  | --       | --              |
| ENAT4 2022 9,4% B    | TNWRVCSYL730  | NB4F9 |        | 21 %               |          | --       | --              | --      | 100,000      | 0,00%      | NC         | 96,000   | 1        | 99              |
| ENAT4 2022 9,60% C   | TNEFCT8MXYZ3  | NC4F2 |        | 21 %               |          | --       | --              | --      | 100,000      | 0,00%      | NC         | 100,000  | --       | --              |
| ENAT4 2022T+2,25%C   | TNVFSFLG1FH4  | NC4V2 |        | 21 %               |          | --       | --              | --      | 100,000      | 0,00%      | NC         | 100,000  | --       | --              |
| ENAT4 HASSAN2022 C   | TNQR5G236GA1  | NH4C2 |        | 21 %               |          | --       | --              | --      | 100,000      | 0,00%      | NC         | 100,000  | --       | --              |
| ENAT42022 9,35%APP   | TNOAYHSVTHY1  | NA4F7 |        | 21 %               |          | --       | --              | --      | 99,000       | 0,00%      | NC         | 99,000   | 3        | 6201            |
| ENAT42022T+2,05% B   | TN7PM93UZP50  | NB4V9 |        | 21 %               |          | --       | --              | --      | 100,000      | 0,00%      | NC         | 100,000  | --       | --              |
| ENAT4HASSAN2022APP   | TNA3G5IE2961  | NH4A7 |        | 21 %               |          | --       | --              | --      | 100,000      | 0,00%      | NC         | 100,000  | --       | --              |
| ENT4 2022 T+2% APP   | TN2MVOGUKOA5  | NA4V7 |        | 21 %               |          | --       | --              | --      | 100,750      | 0,00%      | NC         | 100,750  | --       | --              |
| BTA 8% Janv 2029     | TNHUVZNLATV4  | B0129 |        | 21 %               |          | --       | --              | --      | 100,000      | 0,00%      | NC         | 100,000  | --       | --              |
| ENAT1 2023 9,95% C   | TNKTTE05CIW5  | NCF33 |        | 21 %               |          | --       | --              | --      | 99,000       | 0,00%      | NC         | 99,000   | --       | --              |
| ENAT1 2023 9,8% B    | TNCGJF5TW027  | NBF30 |        | 21 %               |          | --       | --              | --      | 93,500       | 0,00%      | NC         | 93,500   | --       | --              |
| ENAT1 2023T+1,95%C   | TNHZAONAPWF9  | NCV33 |        | 21 %               |          | --       | --              | --      | 100,620      | 0,00%      | NC         | 100,620  | --       | --              |
| ENAT1 HASSAN2023 B   | TN36Q80XFK87  | NHB30 |        | 21 %               |          | --       | --              | --      | 100,000      | 0,00%      | NC         | 100,000  | --       | --              |
| ENAT12023 9,75%APP   | TN6DQ00JBLT7  | NAF28 |        | 21 %               |          | --       | --              | --      | 100,000      | 0,00%      | NC         | 97,000   | 14       | 54045           |
| ENAT12023T+1,75% B   | TN3C6DVEWM76  | NBV30 |        | 21 %               |          | --       | --              | --      | 100,000      | 0,00%      | NC         | 100,000  | --       | --              |
| ENAT1HASSAN2023APP   | TNJ7SUL9423   | NHA28 |        | 21 %               |          | --       | --              | --      | 100,000      | 0,00%      | NC         | 100,000  | --       | --              |

|                    |               |       |      |    |     |      |         |       |    |         |     |         |            |
|--------------------|---------------|-------|------|----|-----|------|---------|-------|----|---------|-----|---------|------------|
| ENT12023T+1,7% APP | TNBYTZTD1920  | NAV28 | 21 % | -- | --  | --   | 100,000 | 0,00% | NC | 91,000  | 1   | 3926    | 39614      |
| ENAT2 2023 9,8% B  | TNCR2TMAK1K8  | NB2F0 | 21 % | -- | --  | --   | 99,000  | 0,00% | NC | 99,000  | --  | --      | --         |
| ENAT2 2023 9,95% C | TNNZ2M9ZHIT3  | NC2F3 | 21 % | -- | --  | --   | 97,000  | 0,00% | NC | 97,000  | --  | --      | --         |
| ENAT2 2023T+1,95%C | TNDRFUSQRGB4  | NC2V3 | 21 % | -- | --  | --   | 100,000 | 0,00% | NC | 100,000 | --  | --      | --         |
| ENAT2 HASSAN23 APP | TNS70RLC1A97  | NH2A8 | 21 % | -- | --  | --   | 63,000  | 0,00% | NC | 70,000  | 2   | 449     | 2829       |
| ENAT22023 9,75%APP | TNNI3UPDY012  | NA2F8 | 21 % | 1  | 80  | 801  | 100,000 | 0,00% |    | 99,010  | 57  | 27 347  | 293993     |
| ENAT22023T+1,75% B | TNN50G7PX8W5  | NB2V0 | 21 % | -- | --  | --   | 100,000 | 0,00% | NC | 100,000 | --  | --      | --         |
| ENT22023T+1,7% APP | TNH0FRXHS72   | NA2V8 | 21 % | -- | --  | --   | 100,000 | 0,00% | NC | 97,000  | 5   | 15 007  | 161 196    |
| BTA 8,25% Juin2031 | TNNO50ORH1F1  | B0631 | 21 % | -- | --  | --   | 98,780  | 0,00% | NC | 95,300  | 2   | 1 500   | 1 596 974  |
| BTA 9,4% aout 2033 | TNNUS2JABSF6  | B0833 | 21 % | -- | --  | --   | 99,950  | 0,00% | NC | 100,010 | 1   | 800     | 831 328    |
| BTA 9,5% aout 2035 | TN19GXXADLDO  | B0835 | 21 % | -- | --  | --   | 100,000 | 0,00% | NC | 100,000 | --  | --      | --         |
| BTA 9% sept 2029   | TNLRQIP00JY4  | B0929 | 21 % | -- | --  | --   | 99,100  | 0,00% | NC | 98,700  | 2   | 430     | 438 126    |
| ENAT3 2023 9,8% B  | TNVE955M6R90  | NB3F0 | 21 % | -- | --  | --   | 100,000 | 0,00% | NC | 100,000 | --  | --      | --         |
| ENAT3 2023 9,95% C | TNDSN3G1YQE9  | NC3F3 | 21 % | -- | --  | --   | 100,000 | 0,00% | NC | 100,000 | --  | --      | --         |
| ENAT3 2023T+1,95%C | TNOLAJZU8LX6  | NC3V3 | 21 % | -- | --  | --   | 100,000 | 0,00% | NC | 100,000 | --  | --      | --         |
| ENAT32023 9,75%APP | TNPECGNMPEV9  | NA3F8 | 21 % | -- | --  | --   | 102,130 | 0,00% | NC | 100,000 | 2   | 2 900   | 30 976     |
| ENAT32023T+1,75% B | TNRS9CVT3SJ7  | NB3V0 | 21 % | -- | --  | --   | 100,000 | 0,00% | NC | 100,000 | --  | --      | --         |
| ENT32023T+1,7% APP | TNVI299YK4C1  | NA3V8 | 21 % | -- | --  | --   | 97,500  | 0,00% | NC | 97,500  | --  | --      | --         |
| ENAT4 2023 9,8% B  | TNBII1MJCEF3  | NB4F0 | 21 % | -- | --  | --   | 101,700 | 0,00% | NC | 100,000 | 1   | 70 000  | 7 192 299  |
| ENAT4 2023T+1,95%C | TN10K3C5R1G1  | NC4V3 | 21 % | -- | --  | --   | 100,000 | 0,00% | NC | 100,000 | --  | --      | --         |
| ENAT4 HASSAN2023 C | TNT8JDM5JP7   | NH4C3 | 21 % | -- | --  | --   | 100,000 | 0,00% | NC | 100,000 | --  | --      | --         |
| ENAT4 HASSAN23 APP | TNNS9SUDVGS5  | NH4A8 | 21 % | -- | --  | --   | 100,000 | 0,00% | NC | 100,000 | --  | --      | --         |
| ENAT42023 9,75%APP | TNGVARQJ07Y7  | NA4F8 | 21 % | -- | --  | --   | 102,200 | 0,00% | NC | 96,000  | 5   | 2 126   | 21 806     |
| ENAT42023 9,95% C  | TNBSXKEKBF8   | NC4F3 | 21 % | -- | --  | --   | 100,000 | 0,00% | NC | 100,000 | --  | --      | --         |
| ENAT42023T+1,75% B | TNMCXPXLL1EE2 | NB4V0 | 21 % | -- | --  | --   | 100,000 | 0,00% | NC | 100,000 | --  | --      | --         |
| ENAT1 2024 9,8% B  | TNUWXR58DVH5  | NB3F1 | 21 % | -- | --  | --   | 101,300 | 0,00% | NC | 101,300 | --  | --      | --         |
| ENAT1 2024 9,95% C | TNRLFZ5FIX29  | NC3F4 | 21 % | -- | --  | --   | 100,000 | 0,00% | NC | 100,000 | --  | --      | --         |
| ENAT1 2024T+1,95%C | TN85T11TY25   | NCV34 | 21 % | -- | --  | --   | 100,000 | 0,00% | NC | 100,000 | --  | --      | --         |
| ENAT12024 9,75%APP | TNLI8MDN3K59  | NAF29 | 21 % | -- | --  | --   | 100,000 | 0,00% | NC | 100,000 | 22  | 12 840  | 128 578    |
| ENAT12024T+1,75% B | TN2781ZB9E10  | NBV31 | 21 % | -- | --  | --   | 100,000 | 0,00% | NC | 100,000 | 2   | 20 000  | 2 039 323  |
| ENAT1HASSAN2024 B  | TNVOIKZMIIV2  | NHB31 | 21 % | -- | --  | --   | 100,000 | 0,00% | NC | 100,000 | --  | --      | --         |
| ENAT1HASSAN2024APP | TNX8RLJOS6K2  | NHA29 | 21 % | -- | --  | --   | 100,000 | 0,00% | NC | 100,000 | --  | --      | --         |
| ENT12024T+1,7% APP | TNJ48E224391  | NAV29 | 21 % | -- | --  | --   | 100,000 | 0,00% | NC | 100,000 | --  | --      | --         |
| ENAT2 2024 9,8% B  | TNXOK9990B08  | NB2F1 | 21 % | -- | --  | --   | 101,300 | 0,00% | NC | 101,300 | --  | --      | --         |
| ENAT2 2024 9,95% C | TN5W126K4ERO  | NC2F4 | 21 % | -- | --  | --   | 100,000 | 0,00% | NC | 100,000 | --  | --      | --         |
| ENAT2 2024T+1,95%C | TN8KXKPKVQU2  | NC2V4 | 21 % | -- | --  | --   | 100,000 | 0,00% | NC | 100,000 | --  | --      | --         |
| ENAT22024 9,75%APP | TNGB6J5LAOW7  | NA2F9 | 21 % | -- | --  | --   | 100,000 | 0,00% | NC | 96,000  | 13  | 17 310  | 182 936    |
| ENAT22024T+1,75% B | TNC6WBFURIQ8  | NB2V1 | 21 % | -- | --  | --   | 100,000 | 0,00% | NC | 100,000 | --  | --      | --         |
| ENAT2HASSAN2024 B  | TNSTVM3VL445  | NH2B1 | 21 % | -- | --  | --   | 100,000 | 0,00% | NC | 100,000 | --  | --      | --         |
| ENAT2HASSAN24APP   | TNNC5BCJLRM3  | NH2A9 | 21 % | -- | --  | --   | 100,000 | 0,00% | NC | 100,000 | --  | --      | --         |
| ENT22024T+1,7% APP | TN2ZCQJFHW9   | NA2V9 | 21 % | -- | --  | --   | 100,000 | 0,00% | NC | 100,000 | --  | --      | --         |
| ENAT3 2024 9,8% B  | TNFC807A98F4  | NB3F1 | 21 % | -- | --  | --   | 101,540 | 0,00% | NC | 101,540 | --  | --      | --         |
| ENAT3 2024 9,95% C | TNPDPDY2398   | NC3F4 | 21 % | -- | --  | --   | 100,000 | 0,00% | NC | 100,000 | --  | --      | --         |
| ENAT3 2024T+1,95%C | TNLBC9INKV10  | NC3V4 | 21 % | -- | --  | --   | 100,000 | 0,00% | NC | 100,000 | --  | --      | --         |
| ENAT3 HASSAN2024 B | TNINM1L131F4  | NH3B1 | 21 % | -- | --  | --   | 100,000 | 0,00% | NC | 100,000 | --  | --      | --         |
| ENAT32024 9,75%APP | TNBDWIX8EYF6  | NA3F9 | 21 % | -- | --  | --   | 98,000  | 0,00% | NC | 94,500  | 2   | 2 600   | 26 241     |
| ENAT32024T+1,75% B | TNAO0T7V1X56  | NB3V1 | 21 % | -- | --  | --   | 100,000 | 0,00% | NC | 100,000 | --  | --      | --         |
| ENT32024T+1,7% APP | TNZ2FOAA1509  | NA3V9 | 21 % | -- | --  | --   | 100,000 | 0,00% | NC | 100,000 | --  | --      | --         |
| BTA 9,70% Oct 2027 | TN9EGII9CQ82  | B1027 | 21 % | -- | --  | --   | 101,830 | 0,00% | NC | 100,000 | 2   | 100     | 105 178    |
| BTA 9,87% Oct 2031 | TNOODT102PF5  | B1031 | 21 % | -- | --  | --   | 100,000 | 0,00% | NC | 100,000 | --  | --      | --         |
| BTA 9,80% Oct 2028 | TN87SF5T9R03  | B1028 | 21 % | -- | --  | --   | 100,000 | 0,00% | NC | 100,000 | --  | --      | --         |
| ENAT4 2024 9,8% B  | TN9092FJVKK8  | NB4F1 | 21 % | -- | --  | --   | 101,400 | 0,00% | NC | 101,400 | --  | --      | --         |
| ENAT4 2024 9,95% C | TNGCLJS7FYQ7  | NC4F4 | 21 % | -- | --  | --   | 102,400 | 0,00% | NC | 102,400 | --  | --      | --         |
| ENAT4 2024T+1,95%C | TNTPNCECEBC3  | NC4V4 | 21 % | -- | --  | --   | 100,000 | 0,00% | NC | 100,000 | --  | --      | --         |
| ENAT4 HASSAN2024 B | TNZQNUDKX2Y3  | NH4B1 | 21 % | -- | --  | --   | 100,000 | 0,00% | NC | 100,000 | --  | --      | --         |
| ENAT42024 9,75%APP | TN9CYAY77XT1  | NA4F9 | 21 % | -- | --  | --   | 102,700 | 0,00% | NC | 95,000  | 6   | 64 400  | 676 561    |
| ENAT42024T+1,75% B | TN45VKDAPM79  | NB4V1 | 21 % | -- | --  | --   | 100,000 | 0,00% | NC | 100,000 | --  | --      | --         |
| ENT42024T+1,7% APP | TNSAWK5L94U9  | NA4V9 | 21 % | -- | --  | --   | 100,000 | 0,00% | NC | 100,000 | --  | --      | --         |
| BTA 9,89% Juin2033 | TN15BPOGW9F1  | B0633 | 21 % | -- | --  | --   | 100,000 | 0,00% | NC | 100,000 | --  | --      | --         |
| BTA 9,90% Dec 2034 | TNXJGTXAROH4  | B1234 | 21 % | -- | --  | --   | 100,000 | 0,00% | NC | 100,000 | --  | --      | --         |
| BTA 9,87% Janv2032 | TNCYAUIIJ413  | B0132 | 21 % | -- | --  | --   | 104,460 | 0,00% | NC | 101,310 | 4   | 800     | 830 894    |
| BTA 9,83% mars2034 | TNV7HGOLTYL8  | B0334 | 21 % | -- | --  | --   | 100,000 | 0,00% | NC | 100,000 | --  | --      | --         |
| BTA 9,28% juin2028 | TNLB8A9Q440   | B0628 | 21 % | -- | --  | --   | 100,000 | 0,00% | NC | 100,000 | --  | --      | --         |
| BTA 9,49% juin2034 | TNBF55WVBO32  | B0634 | 21 % | -- | --  | --   | 100,000 | 0,00% | NC | 100,000 | --  | --      | --         |
| BTA 9,37% juin2029 | TNNC6S21UFM6  | B0629 | 21 % | -- | --  | --   | 100,270 | 0,00% | NC | 100,000 | 1   | 100     | 105 687    |
| BTA 9,45% juil2035 | TNEHPA8HGP7   | B0735 | 21 % | -- | --  | --   | 100,000 | 0,00% | NC | 100,000 | --  | --      | --         |
| BTA 9,31% juin2030 | TNXS9NK4WGP1  | B0630 | 21 % | -- | --  | --   | 101,760 | 0,00% | NC | 100,730 | 5   | 700     | 748 327    |
| BTA 9,28% mars2029 | TN5NNTYOMW72  | B0329 | 21 % | -- | --  | --   | 100,000 | 0,00% | NC | 100,000 | --  | --      | --         |
| BTA 9,40% Dec 2035 | TNQEW1AZTUS   | B1235 | 21 % | -- | --  | --   | 100,000 | 0,00% | NC | 100,000 | --  | --      | --         |
| BTA 7,75% Mars2035 | TNRZET64V1L9  | B0335 | 21 % | -- | --  | --   | 100,000 | 0,00% | NC | 100,000 | --  | --      | --         |
| BTA 7,75% Mars2036 | TN673BVAIRO4  | B0336 | 21 % | -- | --  | --   | 100,000 | 0,00% | NC | 100,000 | --  | --      | --         |
| BTA 7,75% Mars2038 | TNEF0249ZM68  | B0338 | 21 % | -- | --  | --   | 92,160  | 0,00% | NC | 100,000 | 3   | 59 000  | 55 126 044 |
| BTA 7,50% Sept2034 | TN7AELB464P3  | B0934 | 21 % | -- | --  | --   | 100,000 | 0,00% | NC | 100,000 | --  | --      | --         |
| BTA 8,45% Sept2030 | TNGTJFRR1B4   | B0930 | 21 % | -- | --  | --   | 100,000 | 0,00% | NC | 100,000 | --  | --      | --         |
| TOTAL              |               |       |      | 2  | 516 | 5540 |         |       |    |         | 242 | 648 339 | 91 322 061 |

# Obligations privées

Séance du 21/05/2026

Année 2026

| Secteur / Émetteur / Valeur                           | Code ISIN    | MNEMO | Groupe | Unité de Cotation | Echanges | Quantité | Capitaux en TND | Clôture | Var. du Jour | Indicateur | Ouverture | Echanges | Quantité | Capitaux en TND |
|---|--------------|-------|--------|-------------------|----------|----------|-----------------|---------|--------------|------------|-----------|----------|----------|-----------------|
| <b>BANQUES</b>  |              |       |        |                   |          |          |                 |         |              |            |           |          |          |                 |
| <b>ABC TUNISIE</b>                                    |              |       |        |                   |          |          |                 |         |              |            |           |          |          |                 |
| ABC0627 11.5%P7-2                                     | TN0007780075 | AC20B |        | 21 %              |          | -        | -               | -       | 100,000      | 0,00%      | NC        | 100,000  | -        | -               |
| <b>AMEN BANK</b>                                      |              |       |        |                   |          |          |                 |         |              |            |           |          |          |                 |
| AB0528 7.0%AP20                                       | TN0003400330 | ABS8B |        | 21 %              |          | -        | -               | -       | 100,000      | 0,00%      | NC        | 100,000  | -        | -               |
| ABSC0228 9.4%AP7-2                                    | TN0003400678 | ABS3C |        | 21 %              |          | -        | -               | -       | 100,000      | 0,00%      | NC        | 100,000  | -        | -               |
| AB SA0428T+2.7P7-2                                    | TN0003400686 | ABS1A |        | 21 %              |          | -        | -               | -       | 100,000      | 0,00%      | NC        | 100,000  | -        | -               |
| AB SB0431T+2.8AP10                                    | TN0003400694 | ABS1B |        | 21 %              |          | -        | -               | -       | 100,000      | 0,00%      | NC        | 100,000  | -        | -               |
| ABSA1028 10.05%AP5                                    | TNDE9EH7SA12 | AB3AF |        | 21 %              |          | -        | -               | -       | 100,000      | 0,00%      | NC        | 100,000  | -        | -               |
| ABSA1028T+2.15%AP5                                    | TNL8PGUB9C93 | AB3AV |        | 21 %              |          | -        | -               | -       | 100,000      | 0,00%      | NC        | 100,000  | -        | -               |
| ABSC1030 10.2%P7-2                                    | TN5PTYMCD13  | AB3CF |        | 21 %              |          | -        | -               | -       | 100,000      | 0,00%      | NC        | 100,000  | -        | -               |
| ABSC1030T+2.3%P7-2                                    | TNTMJ1DJ4SH4 | AB3CV |        | 21 %              |          | -        | -               | -       | 100,000      | 0,00%      | NC        | 100,000  | -        | -               |
| ABSD1030 10.3% IF7                                    | TNOGGAF4RX47 | AB3DF |        | 21 %              |          | -        | -               | -       | 100,000      | 0,00%      | NC        | 100,000  | -        | -               |
| ABSD1030 T+2.4%IF7                                    | TNR3ZRJWC984 | AB3DV |        | 21 %              |          | -        | -               | -       | 100,000      | 0,00%      | NC        | 100,000  | -        | -               |
| ABSA1130T+1.65%AP5                                    | TNQK7QIECB53 | ABSSA |        | 21 %              |          | -        | -               | -       | 100,000      | 0,00%      | NC        | 100,000  | 2        | 35              |
| ABSB1132T+1.75P7-2                                    | TNA3Z7AYXXX2 | ABSSB |        | 21 %              |          | -        | -               | -       | 100,000      | 0,00%      | NC        | 100,000  | 1        | 30 000          |
| <b>ARAB TUNISIAN BANK</b>                             |              |       |        |                   |          |          |                 |         |              |            |           |          |          |                 |
| ATB0527T+1.75%AP20                                    | TN0003600491 | ATB7C |        | 21 %              |          | -        | -               | -       | 100,000      | 0,00%      | NC        | 100,000  | -        | -               |
| ATB0532T+2.0%AP25                                     | TN0003600509 | ATB7D |        | 21 %              |          | -        | -               | -       | 100,000      | 0,00%      | NC        | 100,000  | -        | -               |
| ATB0529 5.9%P20-5                                     | TN0003600582 | ATB82 |        | 21 %              |          | -        | -               | -       | 100,000      | 0,00%      | NC        | 100,000  | -        | -               |
| ATBSB0328T+2.1AP10                                    | TN0003600657 | ATBSB |        | 21 %              |          | -        | -               | -       | 100,000      | 0,00%      | NC        | 100,000  | -        | -               |
| <b>BANQUE DE TUNISIE ET DES EMIRATS</b>               |              |       |        |                   |          |          |                 |         |              |            |           |          |          |                 |
| BTE0930 5.85%AP20                                     | TN0001300607 | BE10B |        | 21 %              |          | -        | -               | -       | 100,000      | 0,00%      | NC        | 100,000  | -        | -               |
| BTE0232 6.25%P20                                      | TN0001300623 | BE11F |        | 21 %              |          | -        | -               | -       | 100,000      | 0,00%      | NC        | 100,000  | -        | -               |
| BTEB0127 11.5%P7-2                                    | TN0001300680 | BE9BF |        | 21 %              |          | -        | -               | -       | 100,000      | 0,00%      | NC        | 100,000  | -        | -               |
| BTEB0127T+3.25P7-2                                    | TN0001300698 | BE9BV |        | 21 %              |          | -        | -               | -       | 100,000      | 0,00%      | NC        | 100,000  | -        | -               |
| <b>BANQUE INTERNATIONALE ARABE DE TUNISIE</b>         |              |       |        |                   |          |          |                 |         |              |            |           |          |          |                 |
| BSA0627 8.75% P5PP                                    | TN0S9Z110G78 | B22AF |        | 21 %              |          | -        | -               | -       | 100,000      | 0,00%      | NC        | 100,000  | -        | -               |
| BSA0627T+2.55%P5PP                                    | TN2XZTDCR70  | B22AV |        | 21 %              |          | -        | -               | -       | 100,000      | 0,00%      | NC        | 100,000  | -        | -               |
| BSB0627 8.75% P5                                      | TNBLRFH96SL4 | B22BF |        | 21 %              |          | -        | -               | -       | 100,130      | 0,00%      | NC        | 100,130  | -        | -               |
| BSB0627T+2.55% P5                                     | TNUALDKV3BS3 | B22BV |        | 21 %              |          | -        | -               | -       | 100,000      | 0,00%      | NC        | 100,000  | -        | -               |
| BSC0627 9.15% IF5                                     | TNODT4SXV9P9 | B22CF |        | 21 %              |          | -        | -               | -       | 98,440       | 0,00%      | NC        | 98,440   | -        | -               |
| BSC0627T+2.95% IF5                                    | TN9MG9SI38K0 | B22CV |        | 21 %              |          | -        | -               | -       | 102,020      | 0,00%      | NC        | 91,720   | 2        | 3 280           |
| BSD0629 9.20% P7-2                                    | TN8J8QFA4123 | B22DF |        | 21 %              |          | -        | -               | -       | 100,000      | 0,00%      | NC        | 100,000  | -        | -               |
| BSD0629 T+3% P7-2                                     | TNGOJL1IIN67 | B22DV |        | 21 %              |          | -        | -               | -       | 100,000      | 0,00%      | NC        | 100,000  | -        | -               |
| BSE0629 9.45% IF7                                     | TNPZ2BZUF023 | B22EF |        | 21 %              |          | -        | -               | -       | 100,000      | 0,00%      | NC        | 100,000  | -        | -               |
| BSE0629T+3.25% IF7                                    | TN4IAOG1Z7S3 | B22EV |        | 21 %              |          | -        | -               | -       | 100,000      | 0,00%      | NC        | 100,000  | -        | -               |
| BSF0632 9.60%P10-5                                    | TNGQ611JKPR4 | B22FF |        | 21 %              |          | -        | -               | -       | 100,000      | 0,00%      | NC        | 100,000  | -        | -               |
| BSF0632T+3.35P10-5                                    | TNDJUT047VF9 | B22FV |        | 21 %              |          | -        | -               | -       | 100,180      | 0,00%      | NC        | 100,180  | -        | -               |
| BSG0632 9.70% IF10                                    | TNFSFT39R800 | B22GF |        | 21 %              |          | -        | -               | -       | 100,760      | 0,00%      | NC        | 100,760  | -        | -               |
| BSG0632T+3.45%IF10                                    | TNHD4NKEWF69 | B22GV |        | 21 %              |          | -        | -               | -       | 100,000      | 0,00%      | NC        | 100,000  | -        | -               |
| <b>BANQUE TUNISO KOWEITIENNE</b>                      |              |       |        |                   |          |          |                 |         |              |            |           |          |          |                 |
| BTK0230 5.85%P20                                      | TN0004620142 | BTK9D |        | 21 %              |          | -        | -               | -       | 100,000      | 0,00%      | NC        | 100,000  | -        | -               |
| BTK0130 T+2.5% AP5                                    | TN3Z8BRRN997 | BTK24 |        | 21 %              |          | -        | -               | -       | 100,000      | 0,00%      | NC        | 100,000  | -        | -               |
| <b>BH BANK</b>  |              |       |        |                   |          |          |                 |         |              |            |           |          |          |                 |
| BH SC1028 9.1%P7-2                                    | TNOPIDORGA6  | BS21C |        | 21 %              |          | -        | -               | -       | 99,970       | 0,00%      | NC        | 99,970   | -        | -               |
| BHSA1026T+2.55P5-1                                    | TNHS8NXC1WC4 | BS21A |        | 21 %              |          | -        | -               | -       | 101,170      | 0,00%      | NC        | 100,860  | 2        | 2 877           |
| BHSB1026T+2.7%INF5                                    | TNIHWO49ARG5 | BS21B |        | 21 %              |          | -        | -               | -       | 100,000      | 0,00%      | NC        | 100,000  | -        | -               |
| BHSD1028T+2.9%P7-2                                    | TNA4HARL4UU5 | BS21D |        | 21 %              |          | -        | -               | -       | 100,000      | 0,00%      | NC        | 100,000  | -        | -               |
| <b>SOCIETE TUNISIENNE DE BANQUE</b>                   |              |       |        |                   |          |          |                 |         |              |            |           |          |          |                 |
| STB0528T+1.75%AP20                                    | TN0002601003 | STB8C |        | 21 %              |          | -        | -               | -       | 100,000      | 0,00%      | NC        | 100,000  | -        | -               |
| STB0533 T+2.0%AP25                                    | TN0002601011 | STB8D |        | 21 %              |          | -        | -               | -       | 100,000      | 0,00%      | NC        | 100,000  | -        | -               |
| STB SC1126 11%P7-2                                    | TN0002601169 | S91CF |        | 21 %              |          | -        | -               | -       | 100,150      | 0,00%      | NC        | 100,150  | -        | -               |
| STBSC1126T+2.8P7-2                                    | TN0002601177 | S91CV |        | 21 %              |          | -        | -               | -       | 100,000      | 0,00%      | NC        | 100,000  | -        | -               |
| STBSD1126 11.5%IF7                                    | TN0002601185 | S91D  |        | 21 %              |          | -        | -               | -       | 100,000      | 0,00%      | NC        | 100,000  | -        | -               |
| STB SC0427 11%P7-2                                    | TN0002601219 | S20CF |        | 21 %              |          | -        | -               | -       | 100,150      | 0,00%      | NC        | 100,150  | -        | -               |
| STBSA0127 8.7% AP5                                    | TNWQS0MZ65V8 | S21AF |        | 21 %              |          | -        | -               | -       | 99,520       | 0,00%      | NC        | 99,520   | -        | -               |
| STBSA0127T+2.3%AP5                                    | TN8X3GZLYOR8 | S21AV |        | 21 %              |          | -        | -               | -       | 98,820       | 0,00%      | NC        | 98,820   | -        | -               |
| STBSB0127 8.95%IF5                                    | TNTGLIP3KDL6 | S21BF |        | 21 %              |          | -        | -               | -       | 100,000      | 0,00%      | NC        | 100,000  | -        | -               |
| STBSB0127T+2.55IF5                                    | TN4UMLP967X2 | S21BV |        | 21 %              |          | -        | -               | -       | 100,000      | 0,00%      | NC        | 100,000  | -        | -               |
| STBSC0127 9.1% AP5                                    | TNXFR5BNBPM9 | S21CF |        | 21 %              |          | -        | -               | -       | 100,000      | 0,00%      | NC        | 100,000  | -        | -               |
| STBSC0127T+2.7%AP5                                    | TN2MYCP047G7 | S21CV |        | 21 %              |          | -        | -               | -       | 100,000      | 0,00%      | NC        | 100,000  | -        | -               |
| STBSD0127 9.35%IF5                                    | TNL6Z2LXMEP5 | S21DF |        | 21 %              |          | -        | -               | -       | 100,000      | 0,00%      | NC        | 100,000  | -        | -               |
| STBSE0127 8.7% AP5                                    | TNOR7XCOAHO  | S21EF |        | 21 %              |          | -        | -               | -       | 100,000      | 0,00%      | NC        | 100,000  | -        | -               |
| <b>UNION BANCAIRE POUR LE COMMERCE ET L INDUSTRIE</b> |              |       |        |                   |          |          |                 |         |              |            |           |          |          |                 |
| UBCIS1130 9.30%AP5                                    | TNTWU2KQRW54 | UBS5A |        | 21 %              |          | -        | -               | -       | 100,000      | 0,00%      | NC        | 100,000  | 2        | 600             |
| UBCIS1132 9.4%P7-2                                    | TN8S8S99B8S7 | UBS5C |        | 21 %              |          | -        | -               | -       | 100,000      | 0,00%      | NC        | 100,000  | -        | -               |
| UBCIS0131 9.10%AP5                                    | TN4X28FG1HN5 | UBS2A |        | 21 %              |          | -        | -               | -       | 100,000      | 0,00%      | NC        | 100,000  | -        | -               |
| UBCIS0133 9.2%P7-2                                    | TNATYLQMS1D3 | UBS2C |        | 21 %              |          | -        | -               | -       | 100,000      | 0,00%      | NC        | 100,000  | -        | -               |
| <b>UNION INTERNATIONALE DE BANQUES</b>                |              |       |        |                   |          |          |                 |         |              |            |           |          |          |                 |
| UIB0729 5.85%AP20                                     | TN0003900248 | UB91C |        | 21 %              |          | -        | -               | -       | 95,000       | 0,00%      | NC        | 95,000   | -        | -               |
| UIB0831 6.3%P20                                       | TN0003900263 | U111B |        | 21 %              |          | -        | -               | -       | 94,070       | 0,00%      | NC        | 91,600   | 4        | 8 943           |
| UIB0133 6.70% AP20                                    | TN0003900305 | UB21C |        | 21 %              |          | -        | -               | -       | 100,000      | 0,00%      | NC        | 100,000  | -        | -               |

| WIFACK INTERNATIONAL BANK           |              |       |      |    |    |    |         |       |    |         |    |        |         |
|-------------------------------------|--------------|-------|------|----|----|----|---------|-------|----|---------|----|--------|---------|
| WIB ID 0626 11%P7                   | TN0007200207 | WB19D | 21 % | -- | -- | -- | 100,000 | 0,00% | NC | 100,000 | -- | --     | --      |
| WIBIC0626 10.75%P7                  | TN0007200199 | WB19C | 21 % | -- | -- | -- | 98,000  | 0,00% | NC | 98,000  | -- | --     | --      |
| WC0133 10.25%P10-2                  | TNMC9HTIB5A4 | WB22C | 21 % | -- | -- | -- | 100,000 | 0,00% | NC | 100,000 | -- | --     | --      |
| WIB A 0128 9.25%P5                  | TNR4CLXNS261 | WB22A | 21 % | -- | -- | -- | 100,000 | 0,00% | NC | 100,000 | -- | --     | --      |
| WIBB0130 9.75%P7-2                  | TN6K3B3UUB12 | WB22B | 21 % | -- | -- | -- | 100,000 | 0,00% | NC | 100,000 | -- | --     | --      |
| SERVICES FINANCIERS                 |              |       |      |    |    |    |         |       |    |         |    |        |         |
| ARAB TUNISIAN LEASE                 |              |       |      |    |    |    |         |       |    |         |    |        |         |
| ATL A0127 9.6% AP5                  | TNFUHZ3R7VR5 | AT21A | 21 % | -- | -- | -- | 100,900 | 0,00% | NC | 99,580  | 2  | 1820   | 37455   |
| ATL B0129 9.8%P7-2                  | TN6KZZEJ5N2  | AT21B | 21 % | -- | -- | -- | 100,000 | 0,00% | NC | 100,000 | -- | --     | --      |
| ATLB1029 10.3%P7-2                  | TNNW3558ZUL9 | AT22B | 21 % | -- | -- | -- | 100,000 | 0,00% | NC | 100,000 | -- | --     | --      |
| ATL A 1027 10% AP5                  | TN8DSPQCBC06 | AT22A | 21 % | -- | -- | -- | 100,000 | 0,00% | NC | 99,010  | 4  | 6160   | 258794  |
| ATLA0228 10.5% AP5                  | TNMA55MMDD46 | AT23A | 21 % | -- | -- | -- | 100,000 | 0,00% | NC | 100,000 | -- | --     | --      |
| ATLB0230 10.7%P7-2                  | TNBW945EA5   | AT23B | 21 % | -- | -- | -- | 100,000 | 0,00% | NC | 100,000 | -- | --     | --      |
| ATLA1028 10.7% AP5                  | TN06F5NFW3K1 | A232A | 21 % | -- | -- | -- | 99,340  | 0,00% | NC | 99,340  | -- | --     | --      |
| ATLB1030 10.9%P7-2                  | TNWE1PN6WF5  | A232B | 21 % | -- | -- | -- | 100,000 | 0,00% | NC | 100,000 | -- | --     | --      |
| ATL0529 10.55% AP5                  | TNIKWGWIVBC2 | AT241 | 21 % | -- | -- | -- | 101,800 | 0,00% | NC | 99,250  | 2  | 3510   | 311340  |
| ATL0130 10.35% AP5                  | TNTUDMZLCA16 | AT242 | 21 % | -- | -- | -- | 102,290 | 0,00% | NC | 100,000 | 1  | 700    | 58600   |
| ATL0830 9.65% AP5                   | TNHOASGSR955 | AT251 | 21 % | -- | -- | -- | 102,320 | 0,00% | NC | 100,000 | 3  | 1918   | 207101  |
| ATL0331 9.15% AP5                   | TN7XUIXDVQY8 | AT252 | 21 % | -- | -- | -- | 100,000 | 0,00% | NC | 100,000 | -- | --     | --      |
| ATTJARI LEASING                     |              |       |      |    |    |    |         |       |    |         |    |        |         |
| TJL A 0927 10% AP5                  | TN4J4VCBM140 | JL22F | 21 % | -- | -- | -- | 100,000 | 0,00% | NC | 100,000 | -- | --     | --      |
| TJLB927 T+2.75%AP5                  | TNCTFWUUXV74 | JL22V | 21 % | -- | -- | -- | 100,000 | 0,00% | NC | 100,000 | -- | --     | --      |
| TJL 1028 10.7% AP5                  | TNMEZPU3I4U2 | JL23F | 21 % | -- | -- | -- | 100,000 | 0,00% | NC | 100,000 | -- | --     | --      |
| TJL 0329 10.6% AP5                  | TN06AI2ZFOD3 | JL24F | 21 % | -- | -- | -- | 99,610  | 0,00% | NC | 99,610  | 1  | 192    | 11488   |
| TJL 0329T+2.5% AP5                  | TN8BJDDMJY5  | JL24V | 21 % | -- | -- | -- | 100,000 | 0,00% | NC | 100,000 | -- | --     | --      |
| BTK LEASING                         |              |       |      |    |    |    |         |       |    |         |    |        |         |
| BTKLS0930 9.4% AP5                  | TN1T1YC5F1E6 | BTKLF | 21 % | -- | -- | -- | 100,000 | 0,00% | NC | 100,000 | -- | --     | --      |
| BTKLS930T+2.25%AP5                  | TNTFJOAWNBP7 | BTKLV | 21 % | -- | -- | -- | 100,000 | 0,00% | NC | 100,000 | -- | --     | --      |
| COMPAGNIE INTERNATIONALE DE LEASING |              |       |      |    |    |    |         |       |    |         |    |        |         |
| CIL0628 10.55% AP5                  | TNY1F6BOX6F5 | CL23F | 21 % | -- | -- | -- | 101,330 | 0,00% | NC | 100,000 | 1  | 500    | 33078   |
| DAAM TAMWHEEL                       |              |       |      |    |    |    |         |       |    |         |    |        |         |
| DAAM1030 10.1% AP5                  | TNTEPPETCXN3 | DAM25 | 21 % | -- | -- | -- | 100,000 | 0,00% | NC | 100,000 | -- | --     | --      |
| ENDA TAMWHEEL                       |              |       |      |    |    |    |         |       |    |         |    |        |         |
| ENDA A0729 10,8%P5                  | TNCYRNRQ4UA6 | ENDAF | 21 % | -- | -- | -- | 99,250  | 0,00% | NC | 99,250  | -- | --     | --      |
| ENDA A0729T+2.9%P5                  | TN44RRP7AMA4 | ENDAV | 21 % | -- | -- | -- | 100,000 | 0,00% | NC | 100,000 | -- | --     | --      |
| ENDA B0731 11%P7-2                  | TNNEAGRSF0D0 | ENDBF | 21 % | -- | -- | -- | 100,000 | 0,00% | NC | 100,000 | -- | --     | --      |
| ENDA A0630 10%P5                    | TN632S5V0835 | NDAAF | 21 % | -- | -- | -- | 100,000 | 0,00% | NC | 100,000 | -- | --     | --      |
| ENDA A0630T+2.5%P5                  | TNJUB2R91MN4 | NDAAV | 21 % | -- | -- | -- | 100,000 | 0,00% | NC | 100,000 | -- | --     | --      |
| ENDAB632 10.2%P7-2                  | TNUPKQSV5F28 | NDABF | 21 % | -- | -- | -- | 100,000 | 0,00% | NC | 100,000 | -- | --     | --      |
| HANNIBAL LEASE                      |              |       |      |    |    |    |         |       |    |         |    |        |         |
| HLB0228 10,1%AP7-2                  | TN0007310584 | H211B | 21 % | -- | -- | -- | 100,000 | 0,00% | NC | 100,000 | -- | --     | --      |
| HL A0327 9.6% AP5                   | TN77U54Q5NV3 | H22AF | 21 % | -- | -- | -- | 100,000 | 0,00% | NC | 100,000 | -- | --     | --      |
| HL B0329 9.8%P7-2                   | TNJQTACHIQQ5 | H22BF | 21 % | -- | -- | -- | 100,000 | 0,00% | NC | 100,000 | -- | --     | --      |
| HLA0328 10.75% AP5                  | TNL7VQZVHR54 | H231F | 21 % | -- | -- | -- | 100,000 | 0,00% | NC | 100,000 | -- | --     | --      |
| HLB0328 T+2.6% AP5                  | TNAGSVAWF5T2 | H231V | 21 % | -- | -- | -- | 100,000 | 0,00% | NC | 100,000 | -- | --     | --      |
| HL A0429 10.7% AP5                  | TNAQSF8ZD1W1 | H241F | 21 % | -- | -- | -- | 100,000 | 0,00% | NC | 100,000 | -- | --     | --      |
| HL 0430 10.20% AP5                  | TN1PFTZ4HEM1 | HL251 | 21 % | -- | -- | -- | 100,000 | 0,00% | NC | 100,000 | 1  | 30000  | 2404024 |
| TAYSIR MICROFINANCE                 |              |       |      |    |    |    |         |       |    |         |    |        |         |
| TAY A1029 10,9%P5                   | TNEDMOU67Y09 | TAYAF | 21 % | -- | -- | -- | 100,000 | 0,00% | NC | 100,000 | -- | --     | --      |
| TAY A1029T+2.95%P5                  | TNYQ67SIXE1  | TAYAV | 21 % | -- | -- | -- | 100,000 | 0,00% | NC | 100,000 | -- | --     | --      |
| TAYB1031 11.1%P7-2                  | TNAX90TPIFM2 | TAYBF | 21 % | -- | -- | -- | 100,000 | 0,00% | NC | 100,000 | -- | --     | --      |
| TAYB1031T+3.2%P7-2                  | TNS5WSWT6FD4 | TAYBV | 21 % | -- | -- | -- | 100,000 | 0,00% | NC | 100,000 | -- | --     | --      |
| TAYSIR 0431 9,4%P5                  | TNDCNOPSCAD9 | TAY6F | 21 % | -- | -- | -- | 100,000 | 0,00% | NC | 100,000 | -- | --     | --      |
| TAYSIRO431T+2,4%P5                  | TNRVE5COXC06 | TAY6V | 21 % | -- | -- | -- | 100,000 | 0,00% | NC | 100,000 | -- | --     | --      |
| TUNISIE LEASING ET FACTORING        |              |       |      |    |    |    |         |       |    |         |    |        |         |
| TL B0626 11.7%P7-2                  | TN0002102127 | T91BF | 21 % | -- | -- | -- | 102,630 | 0,00% | NC | 102,630 | -- | --     | --      |
| TLF SA1026 9.8%AP5                  | TNZSBU7F6WY7 | T21SA | 21 % | -- | -- | -- | 100,880 | 0,00% | NC | 100,880 | -- | --     | --      |
| TLF 0427 9.6% AP5                   | TNYJL6N2AEP6 | TL22F | 21 % | -- | -- | -- | 100,440 | 0,00% | NC | 100,440 | -- | --     | --      |
| TLF0427 T+2.75%AP5                  | TNKU48FZVRH1 | TL22V | 21 % | -- | -- | -- | 100,000 | 0,00% | NC | 100,000 | -- | --     | --      |
| TLF 1027 10% AP5                    | TNXIY8MEDJE3 | T222F | 21 % | -- | -- | -- | 100,000 | 0,00% | NC | 100,000 | -- | --     | --      |
| TLF1027 T+2.75%AP5                  | TNR0099VZUY8 | T222V | 21 % | -- | -- | -- | 100,000 | 0,00% | NC | 100,000 | -- | --     | --      |
| TLF0428 10,55% AP5                  | TN99P72UERY9 | TL231 | 21 % | -- | -- | -- | 100,000 | 0,00% | NC | 100,000 | -- | --     | --      |
| TLF0129 10,70% AP5                  | TNMCJHUZPRD0 | TL23F | 21 % | -- | -- | -- | 101,760 | 0,00% | NC | 99,130  | 3  | 3910   | 244742  |
| TLF0129T+2.5%AP5                    | TNQYE48RCJT2 | TL23V | 21 % | -- | -- | -- | 100,000 | 0,00% | NC | 100,000 | -- | --     | --      |
| TLF 0529T+2.5% AP5                  | TNUSNP2H8PH1 | TL24V | 21 % | -- | -- | -- | 100,000 | 0,00% | NC | 100,000 | -- | --     | --      |
| TLF0529 10,60% AP5                  | TN4SCYEXIVY5 | TL24F | 21 % | -- | -- | -- | 102,510 | 0,00% | NC | 100,000 | 1  | 350    | 31451   |
| TLF0929 10,50% AP5                  | TNIP0BZ0LR6  | T242F | 21 % | -- | -- | -- | 100,000 | 0,00% | NC | 100,000 | -- | --     | --      |
| TLF0929 T+2.5% AP5                  | TNP89T6GPQD0 | T242V | 21 % | -- | -- | -- | 100,000 | 0,00% | NC | 100,000 | -- | --     | --      |
| TLF 0530 10% AP5                    | TNQ8KNUQ09D7 | TL251 | 21 % | -- | -- | -- | 100,000 | 0,00% | NC | 100,000 | 2  | 21100  | 2316795 |
| TLFS1130 9.25% AP5                  | TNMTWPZD31L4 | TL255 | 21 % | -- | -- | -- | 100,000 | 0,00% | NC | 100,000 | -- | --     | --      |
| TOTAL                               |              |       |      | 0  | 0  | 0  |         |       |    |         | 34 | 115895 | 9751403 |

# Instruments – Marché Hors Cote

## Actions

| Séance du 21/05/2026 |              |       |        |          |          |          |          |              |            |           | Année 2026       |          |           |                 |               |
|----------------------|--------------|-------|--------|----------|----------|----------|----------|--------------|------------|-----------|------------------|----------|-----------|-----------------|---------------|
| Valeur               | Code ISIN    | MNEMO | Groupe | Échanges | Quantité | Capitaux | Clôture  | Var. du Jour | Indicateur | Ouverture | Rendement annuel | Échanges | Quantité  | Capitaux en TND |               |
| SITEX                | TN0004300307 | SITEX |        | 13       | –        | –        | –        | 3,250        | 0,00%      | NC        | 2,410            | 34,86%   | 2         | 2               | 6             |
| STE TUN. DU SUCRE    | TN0006170013 | STS   |        | 13       | –        | –        | –        | 10,540       | -2,95%     | B         | 9,600            | 9,79%    | 60        | 3 694           | 36 044        |
| <b>TOTAL</b>         |              |       |        |          | <b>0</b> | <b>0</b> | <b>0</b> |              |            |           |                  |          | <b>62</b> | <b>3 696</b>    | <b>36 049</b> |

## Lignes Secondaires

| Séance du 21/05/2026 |           |       |        |          |          |          |         |              |            |               | Année 2026 |          |                 |  |
|----------------------|-----------|-------|--------|----------|----------|----------|---------|--------------|------------|---------------|------------|----------|-----------------|--|
| Valeur               | Code ISIN | MNEMO | Groupe | Échanges | Quantité | Capitaux | Clôture | Var. du Jour | Indicateur | Dernier cours | Échanges   | Quantité | Capitaux en TND |  |
| Aucune donnée        |           |       |        |          |          |          |         |              |            |               |            |          |                 |  |

## Autres

| Séance du 21/05/2026 |           |       |        |          |          |          |         |              |            |           | Année 2026       |          |          |                 |
|----------------------|-----------|-------|--------|----------|----------|----------|---------|--------------|------------|-----------|------------------|----------|----------|-----------------|
| Valeur               | Code ISIN | MNEMO | Groupe | Échanges | Quantité | Capitaux | Clôture | Var. du Jour | Indicateur | Ouverture | Rendement annuel | Échanges | Quantité | Capitaux en TND |
| Aucune donnée        |           |       |        |          |          |          |         |              |            |           |                  |          |          |                 |