

June 05 2026

MO	TU	WE	TH	FR	SA	SU
01	02	03	04	05	06	07
08	09	10	11	12	13	14
15	16	17	18	19	20	21
22	23	24	25	26	27	28
29	30					

MARKET OVERVIEW 2026

Summary

■ Market Indicators & Activity

2

■ Main Market: Rankings

4

■ Main Market: by segment & by listing group

6

■ Main Market: by investors category

8

■ Bond Market

9

■ Over-the-counter Market

10

■ Year in Review

11

■ Instruments

21

Market Indicators & Activity

Trading session of 05/06/2026

Capitalization (MD) 46,614

Daily Change : **0.05%**

Annual Change : **34.47%**

Markets	Block Trades	Block Quantity	Block Value	Trades	Volume	Value(TND)
Main Market	0	0	0	4,087	1,025,819	15,232,906

Listed Companies	Gainers	Losers	Unchanged	Unlisted	Halted
75	31	20	16	6	2

Value in TND

Trading Session

17,275,426

Total

15,232,906

Shares trading value

113,563

Bonds trading value

664,360

Over-the-Counter (OTC)

1,264,597

Registrations

0

Declarations

TUNINDEX
18,435.95

Daily Change
0.12%
Annual Change
37.07%

Year High
18,435.95
05/06/2026

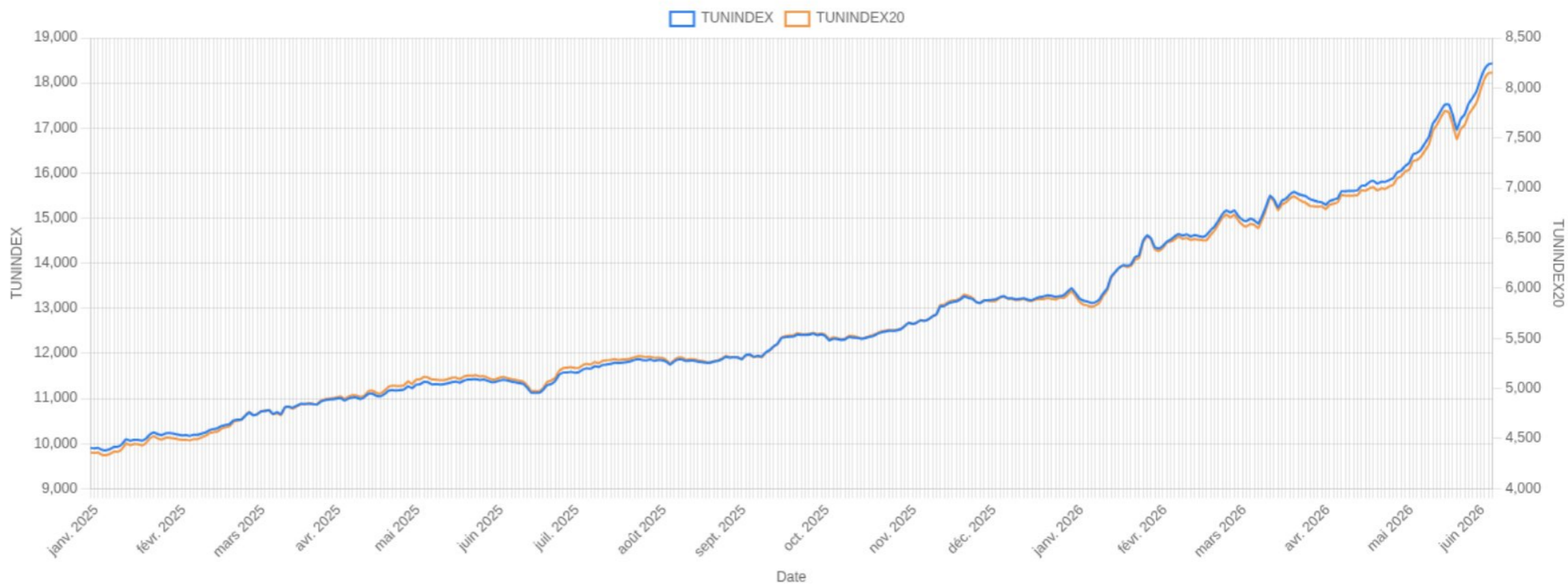
Year Low
13,119.98
08/01/2026

TUNINDEX20
8,153.48

Daily Change
0.07%
Annual Change
36.45%

Year High
8,153.48
05/06/2026

Year Low
5,814.06
08/01/2026



Traded Volume

Trading Session

1,096,398
Total

1,025,819
Shares trading value

11,354
Bonds trading value

10,689
Over-the-Counter (OTC)

48,536
Registrations

0
Declarations

Sector Indices	Today's Index	Previous Close	Daily Change	Year-to-Date Change	Weight in TUNINDEX	Year High	Year Low
FINANCIALS INDEX	14,604.81	14,545.09	0.41%	40.10%	64.20%	05/06/2026	14,604.81
BANKS INDEX	13,614.02	13,573.77	0.30%	40.79%	56.47%	05/06/2026	13,614.02
INSURANCE INDEX	26,633.35	26,330.34	1.15%	34.47%	4.33%	05/06/2026	26,633.35
FINANCIAL SERVICES INDEX	25,464.14	25,117.49	1.38%	35.94%	3.40%	05/06/2026	25,464.14
CONSUMER SERVICES INDEX	7,523.42	7,387.04	1.85%	50.95%	3.83%	05/06/2026	7,523.42
RETAIL INDEX	11,853.11	11,638.26	1.85%	50.95%	3.83%	05/06/2026	11,853.11
CONSUMER GOODS INDEX	14,393.23	14,504.89	-0.77%	26.77%	20.22%	03/06/2026	14,547.21
FOOD & BEVERAGE INDEX	18,853.23	19,063.91	-1.11%	34.05%	16.34%	03/06/2026	19,119.58
PERSONAL & HOUSEHOLD GOODS INDEX	3,657.83	3,633.56	0.67%	3.16%	3.88%	15/01/2026	3,719.77
INDUSTRIALS INDEX	2,489.31	2,494.81	-0.22%	38.25%	7.61%	03/06/2026	2,495.80
CONSTRUCTION & MATERIALS INDEX	823.89	823.79	0.01%	5.83%	2.62%	20/04/2026	830.87
BASIC MATERIALS INDEX	8,629.60	8,698.62	-0.79%	27.01%	1.93%	02/06/2026	8,881.65

Number of Transactions

Trading Session

4,098
Total

4,087
Shares trading value

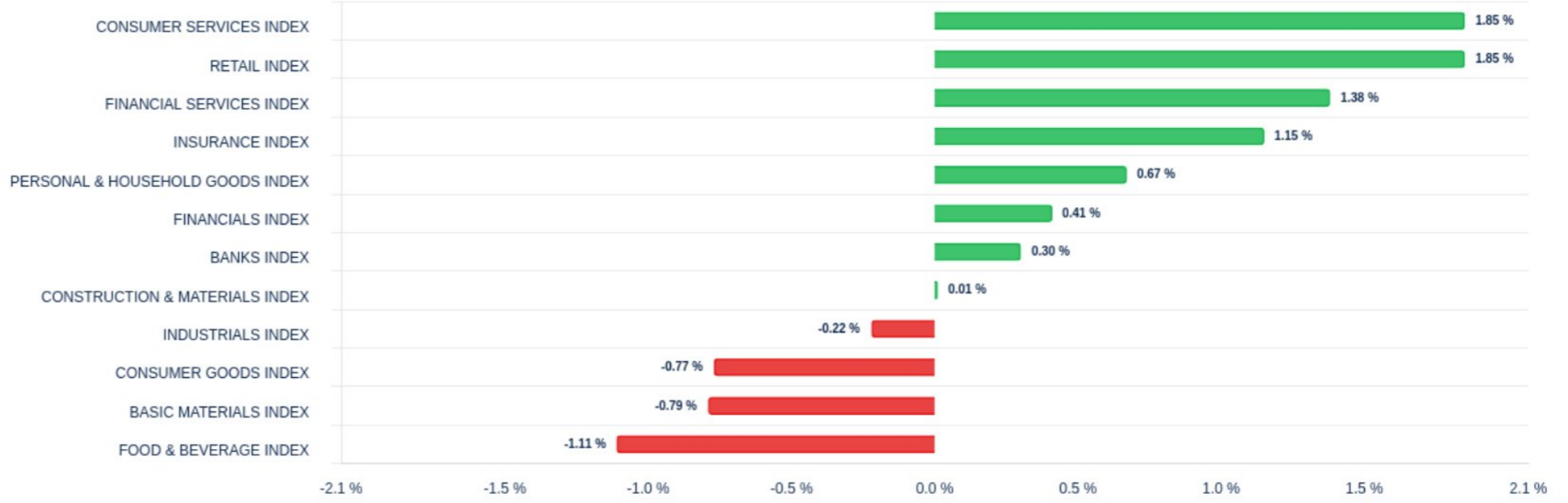
3
Bonds trading value

6
Over-the-Counter (OTC)

2
Registrations

0
Declarations

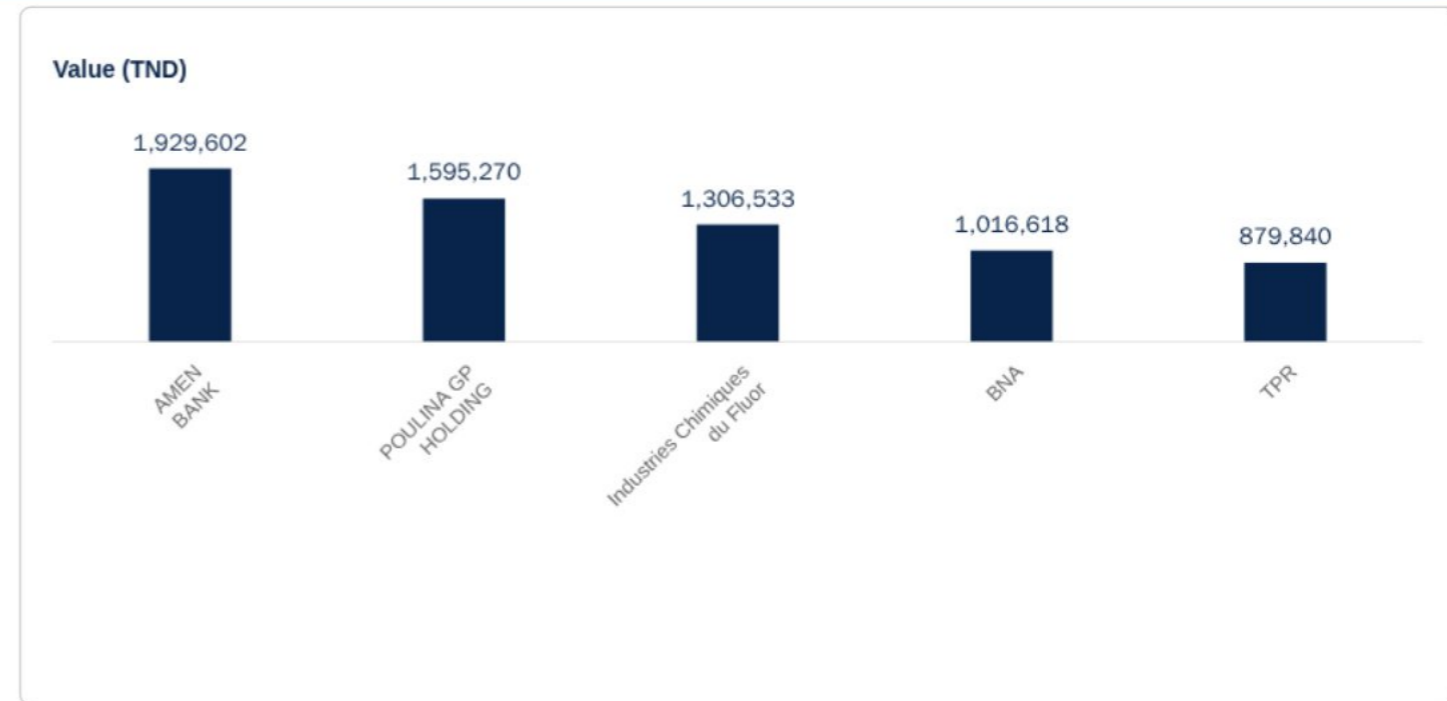
Daily Change of Sector Indices



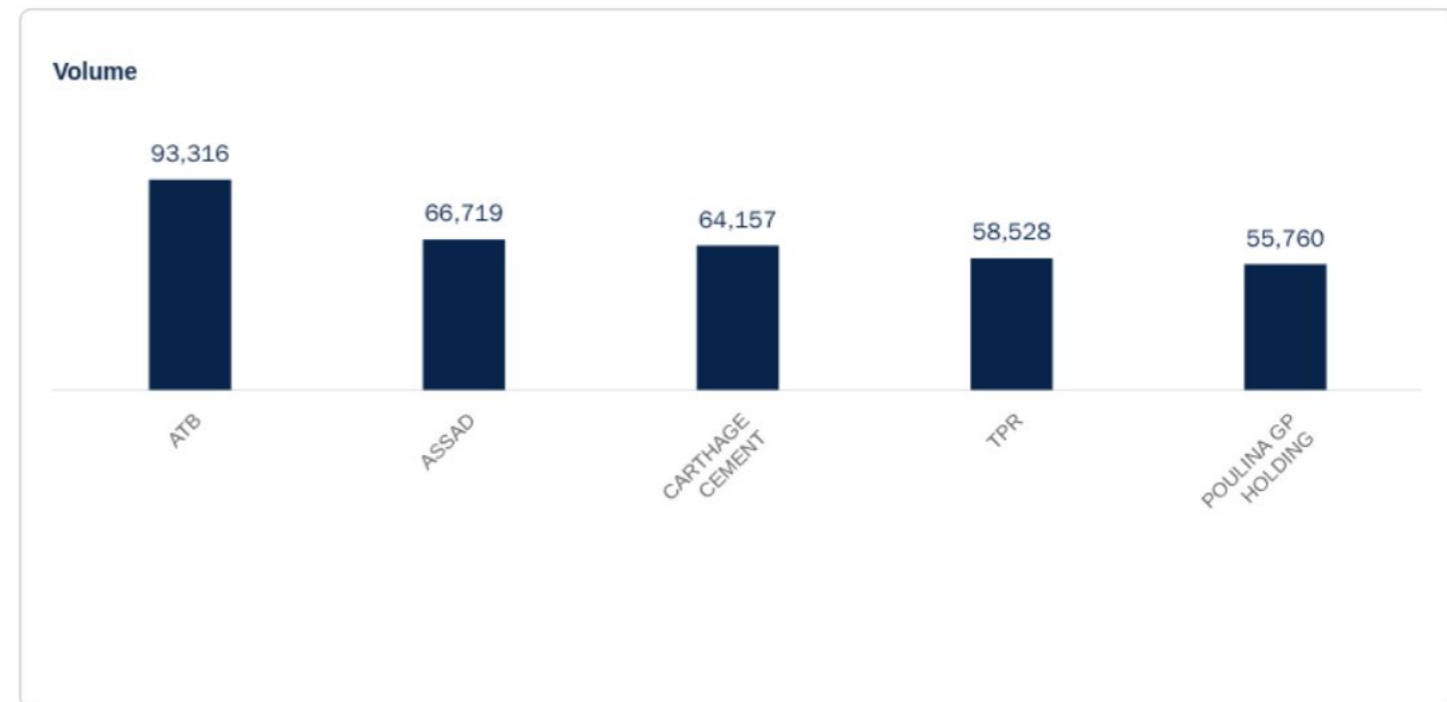
Main Market: Rankings

Most active securities

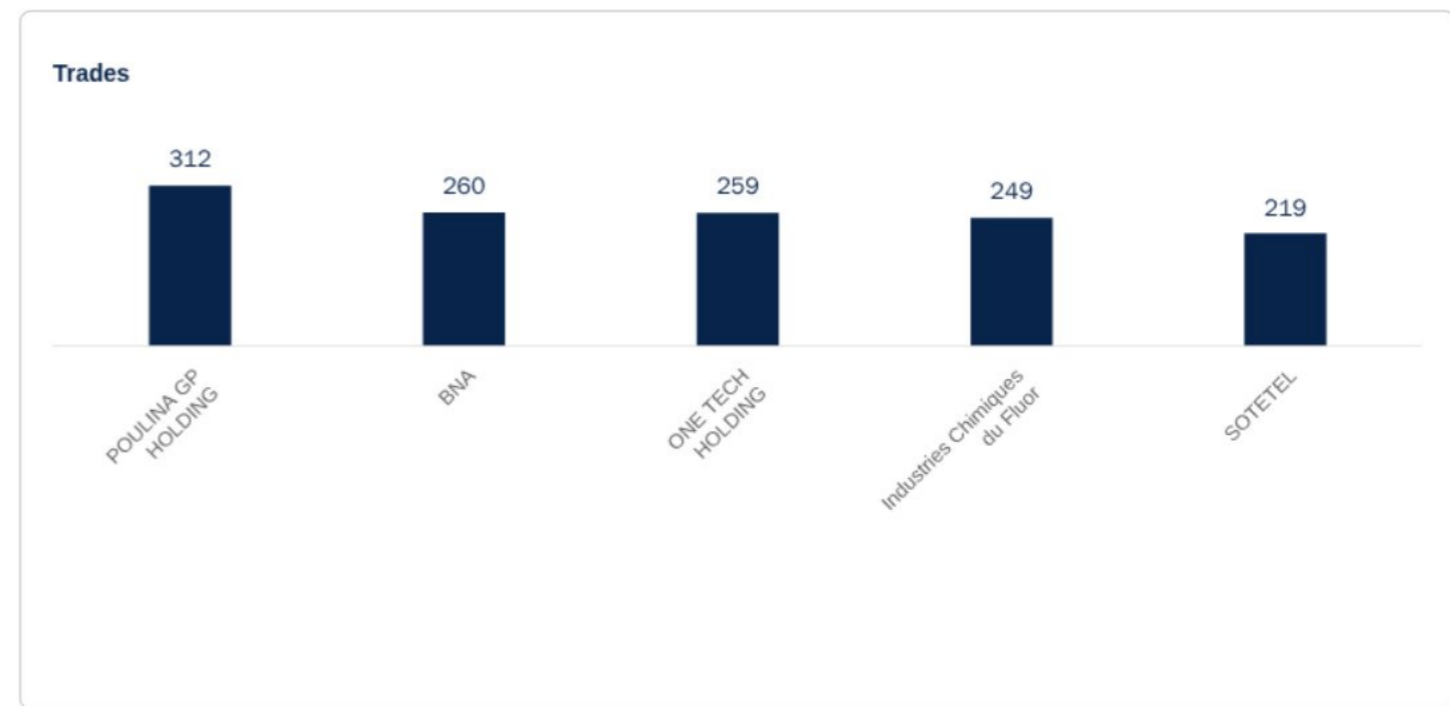
Company	Compartment	Group	Value (TND) ▼
AMEN BANK	A	11	1,929,602
POULINA GP HOLDING	A	11	1,595,270
Industries Chimiques du Fluor	B	11	1,306,533
BNA	A	11	1,016,618
TPR	A	11	879,840



Company	Compartment	Group	Volume ▼
ATB	A	11	93,316
ASSAD	S	99	66,719
CARTHAGE CEMENT	A	11	64,157
TPR	A	11	58,528
POULINA GP HOLDING	A	11	55,760

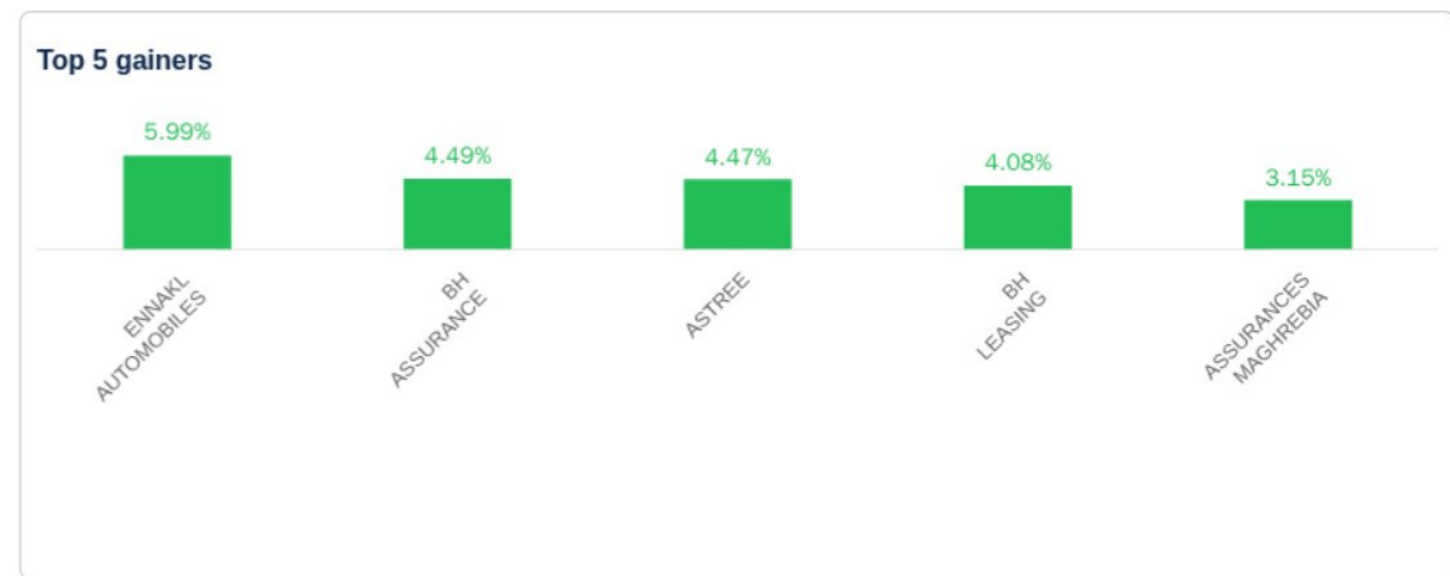


Company	Compartment	Group	Trades ▼
POULINA GP HOLDING	A	11	312
BNA	A	11	260
ONE TECH HOLDING	A	11	259
Industries Chimiques du Fluor	B	11	249
SOTETEL	B	11	219

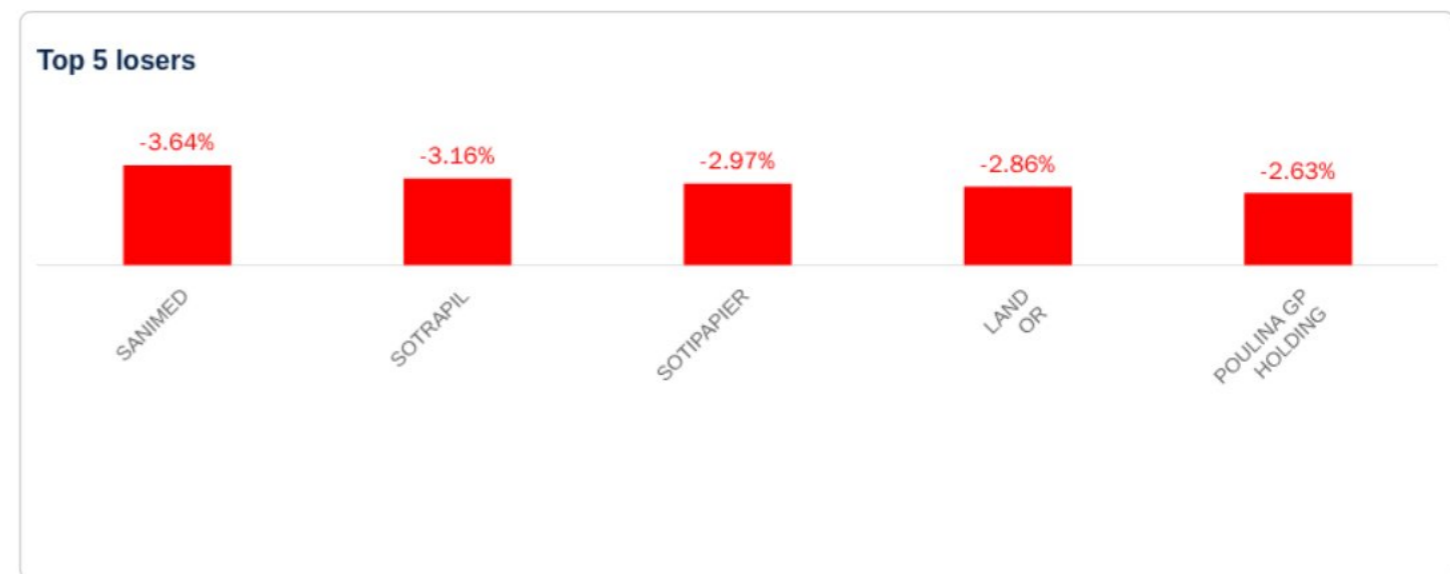


Significant differences

Company	Group	Closing Price	Daily change ▼
ENNAKL AUTOMOBILES	11	22.470	5.99%
BH ASSURANCE	12	59.760	4.49%
ASTREE	12	79.500	4.47%
BH LEASING	12	4.590	4.08%
ASSURANCES MAGHREBIA	11	88.500	3.15%



Company	Group	Closing Price	Daily change ▼
SANIMED	99	0.530	-3.64%
SOTRAPIL	11	30.010	-3.16%
SOTIPAPIER	11	2.940	-2.97%
LAND OR	11	17.000	-2.86%
POULINA GP HOLDING	11	28.520	-2.63%

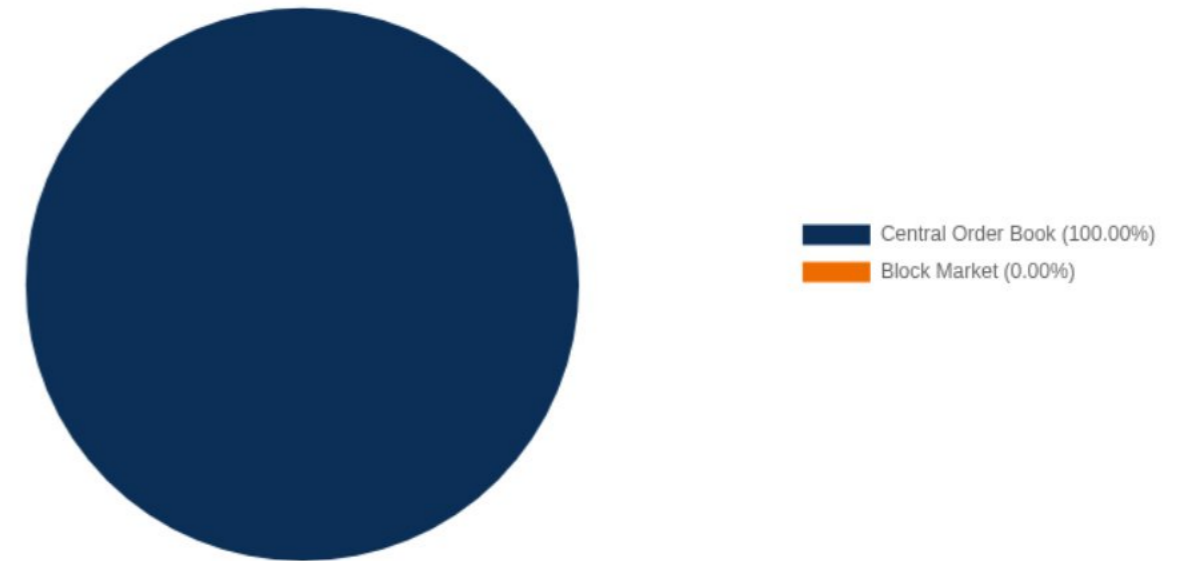


Main Market: by Segment & by Listing Group

Breakdown of trading value by Central order Book & Block market

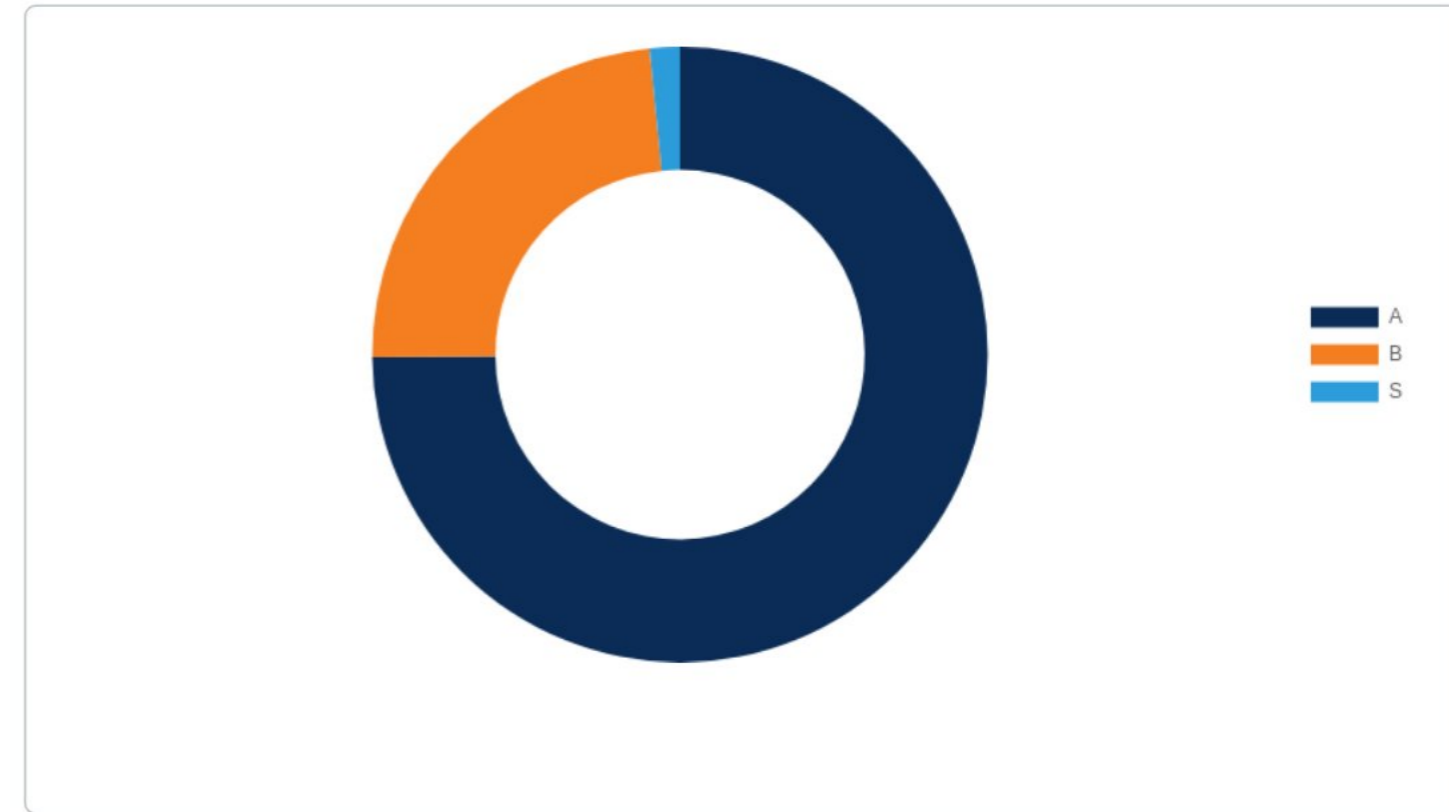
Market	Trades	Volume	Value (TND)	Value in % ▼
Central Order Book	4,087	1,025,819	15,232,906	100.00%
Block Market	0	0	0	0.00%
Total	4,087	1,025,819	15,232,906	100.00%

Volume breakdown between Central Order Book and Block Market



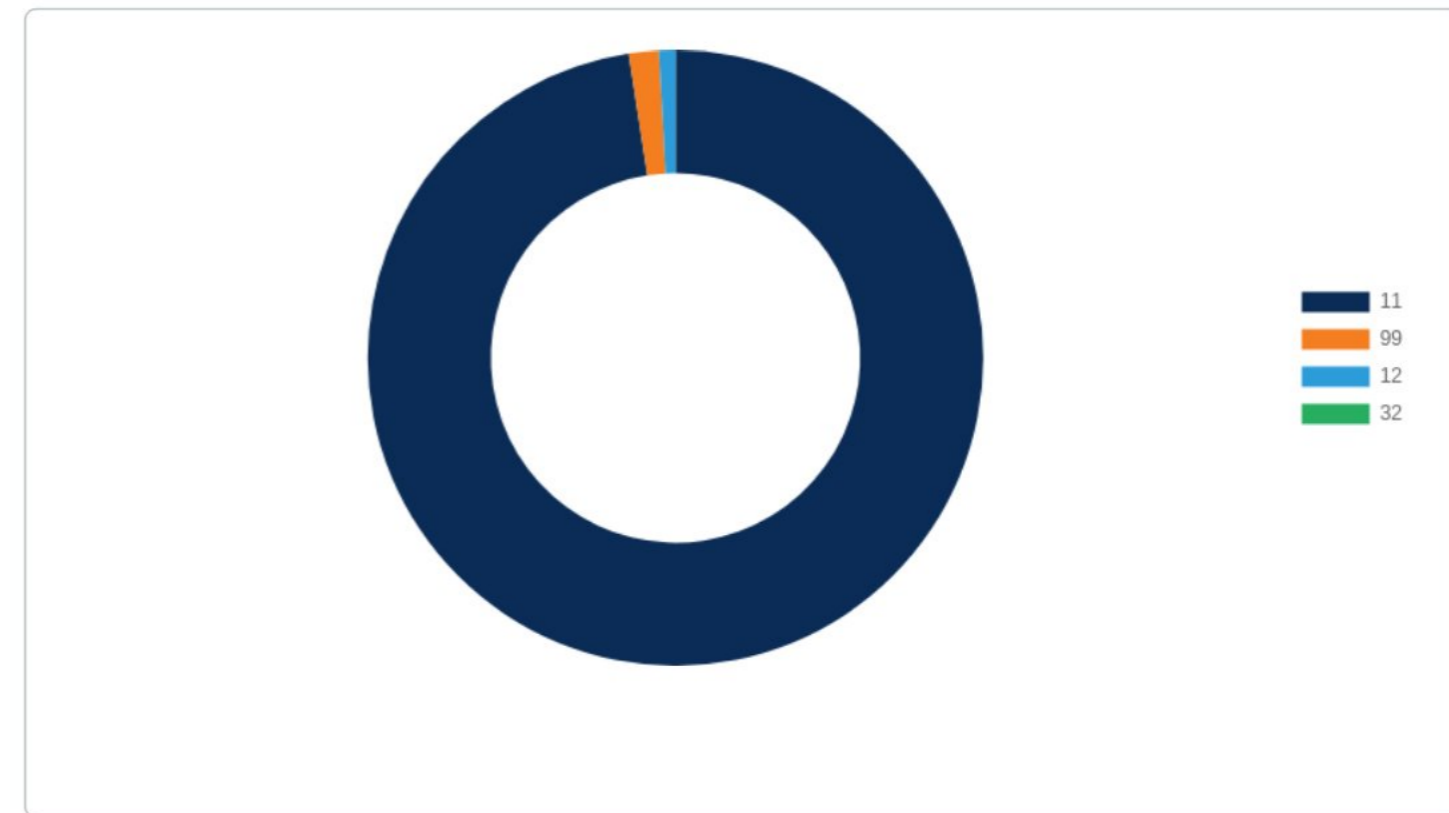
Breakdown of trading value by segment

Compartment	Trades	Volume	Value (TND)	Value in % ▼
A	2,646	707,622	11,404,192	74.87%
B	1,289	186,409	3,587,858	23.55%
S	152	131,788	240,856	1.58%
Total	4,087	1,025,819	15,232,906	100.00%



Breakdown of trading value by trading group

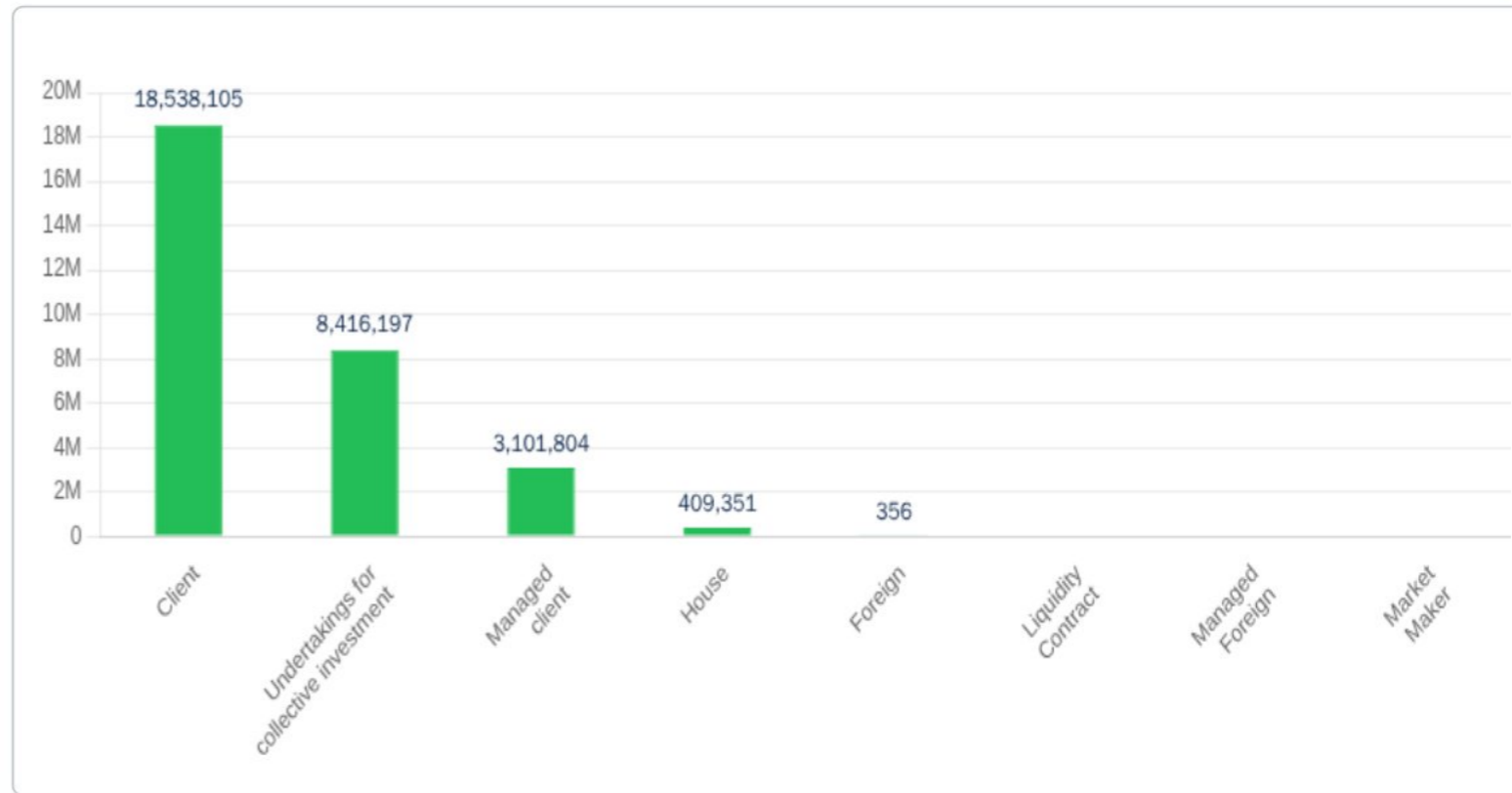
Listing Group	Trades	Volume	Value (TND)	Value in % ▼
11	3,844	876,285	14,861,749	97.56%
99	152	131,788	240,856	1.58%
12	64	17,615	129,638	0.85%
32	27	131	662	0.00%
Total	4,087	1,025,819	15,232,906	100.00%



Main Market: by Asset Category

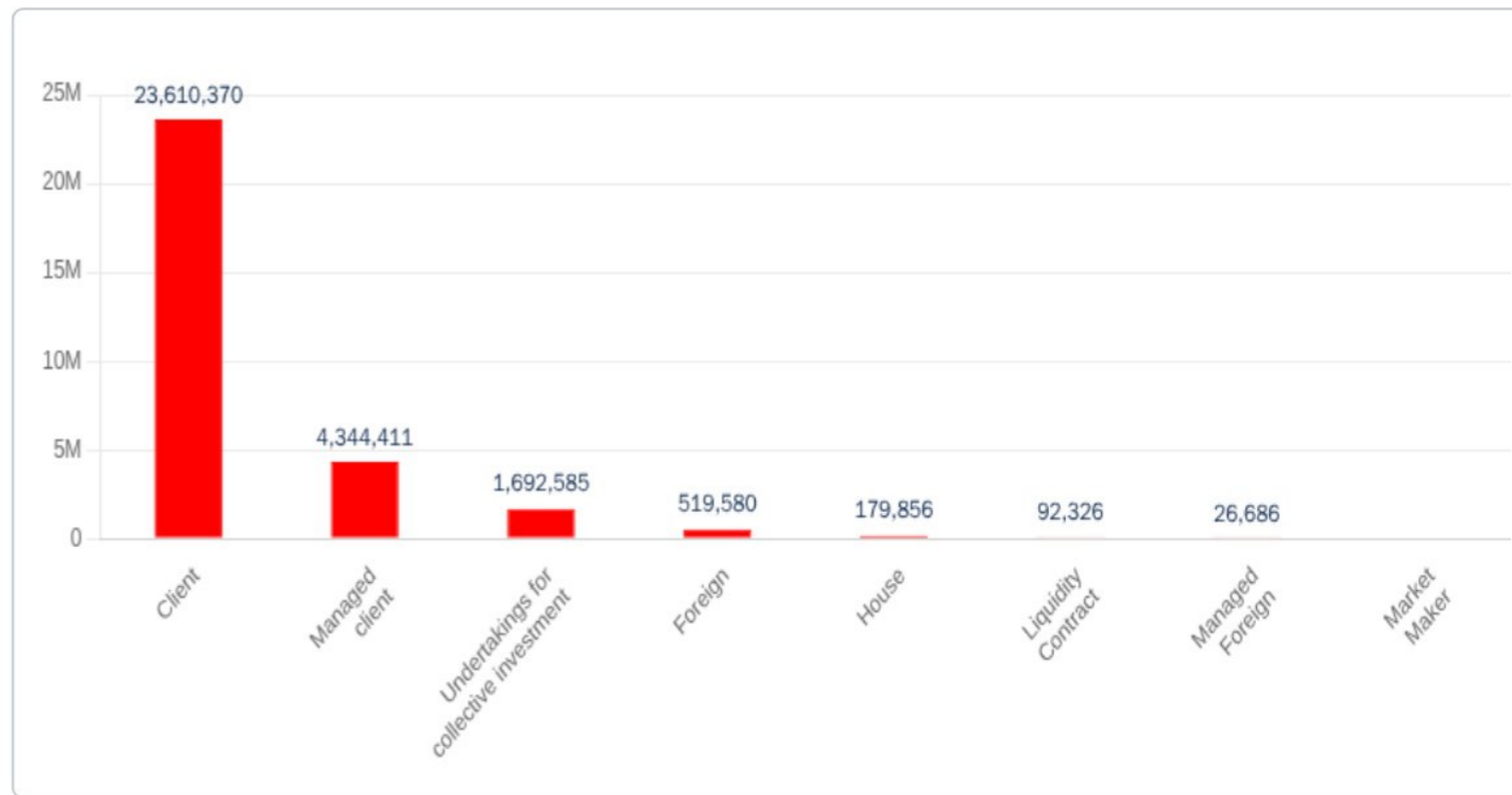
Buy

Buy	Trades	Volume	Value (TND)	Value in %
Client	6,450	1,383,058	18,538,105	60.85%
Undertakings for collective investment	1,044	471,216	8,416,197	27.63%
Managed client	610	171,962	3,101,804	10.18%
House	68	25,320	409,351	1.34%
Foreign	2	82	356	0.00%
Liquidity Contract	0	0	0	0.00%
Managed Foreign	0	0	0	0.00%
Market Maker	0	0	0	0.00%
Total	8,174	2,051,638	30,465,812	100,00%



Sell

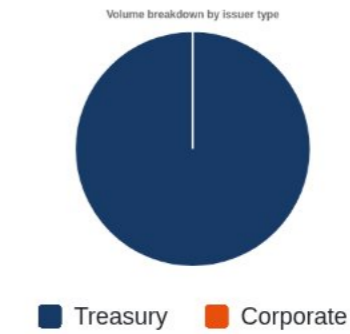
Sell	Trades	Volume	Value (TND)	Value in %
Client	6,324	1,562,826	23,610,370	77.50%
Managed client	1,174	247,744	4,344,411	14.26%
Undertakings for collective investment	416	177,262	1,692,585	5.56%
Foreign	130	24,870	519,580	1.71%
House	90	34,816	179,856	0.59%
Liquidity Contract	28	2,626	92,326	0.30%
Managed Foreign	12	1,494	26,686	0.09%
Market Maker	0	0	0	0.00%
Total	8,174	2,051,638	30,465,813	100,00%



Bond Market

Issuer type

Issuer Type	Trade	Volume	Value (TND) ▼	Value in %
Treasury	3	11,354	113,563	100.00%
Corporate	0	0	0	0.00%
Total	3	11,354	113,563	100,00%



Buy	Trades	Volume	Value (TND)	Value in %
Undertakings for collective investment	6	22,708	227,126	100.00%
Liquidity Contract	0	0	0	0.00%
House	0	0	0	0.00%
Managed Foreign	0	0	0	0.00%
Foreign	0	0	0	0.00%
Market Maker	0	0	0	0.00%
Managed client	0	0	0	0.00%
Client	0	0	0	0.00%
Total	6	22,708	227,126	100,00%

Sell	Trades	Volume	Value (TND)	Value in %
Client	6	22,708	227,126	100.00%
Undertakings for collective investment	0	0	0	0.00%
Liquidity Contract	0	0	0	0.00%
House	0	0	0	0.00%
Managed Foreign	0	0	0	0.00%
Foreign	0	0	0	0.00%
Market Maker	0	0	0	0.00%
Managed client	0	0	0	0.00%
Total	6	22,708	227,126	100,00%

Over-the-Counter Market

Electronic Trading

Trades	Volume	Value (TND)
0	0	0

Breakdown by order giver category

Buy	Trades	Volume	Value (TND)	Value in %
Total	0	0	0	

Sell	Trades	Volume	Value (TND)	Value in %
Total	0	0	0	

Board Quotation: Auctions

Trades	Volume	Value (TND)
12	21,378	1,328,720

Breakdown by order giver category

Buy	Trades	Volume	Value (TND)	Value in %
Client	12	21,378	1,328,720	100.00
Total	12	21,378	1,328,720	100.00

Sell	Trades	Volume	Value (TND)	Value in %
Client	12	21,378	1,328,720	100.00
Total	12	21,378	1,328,720	100.00

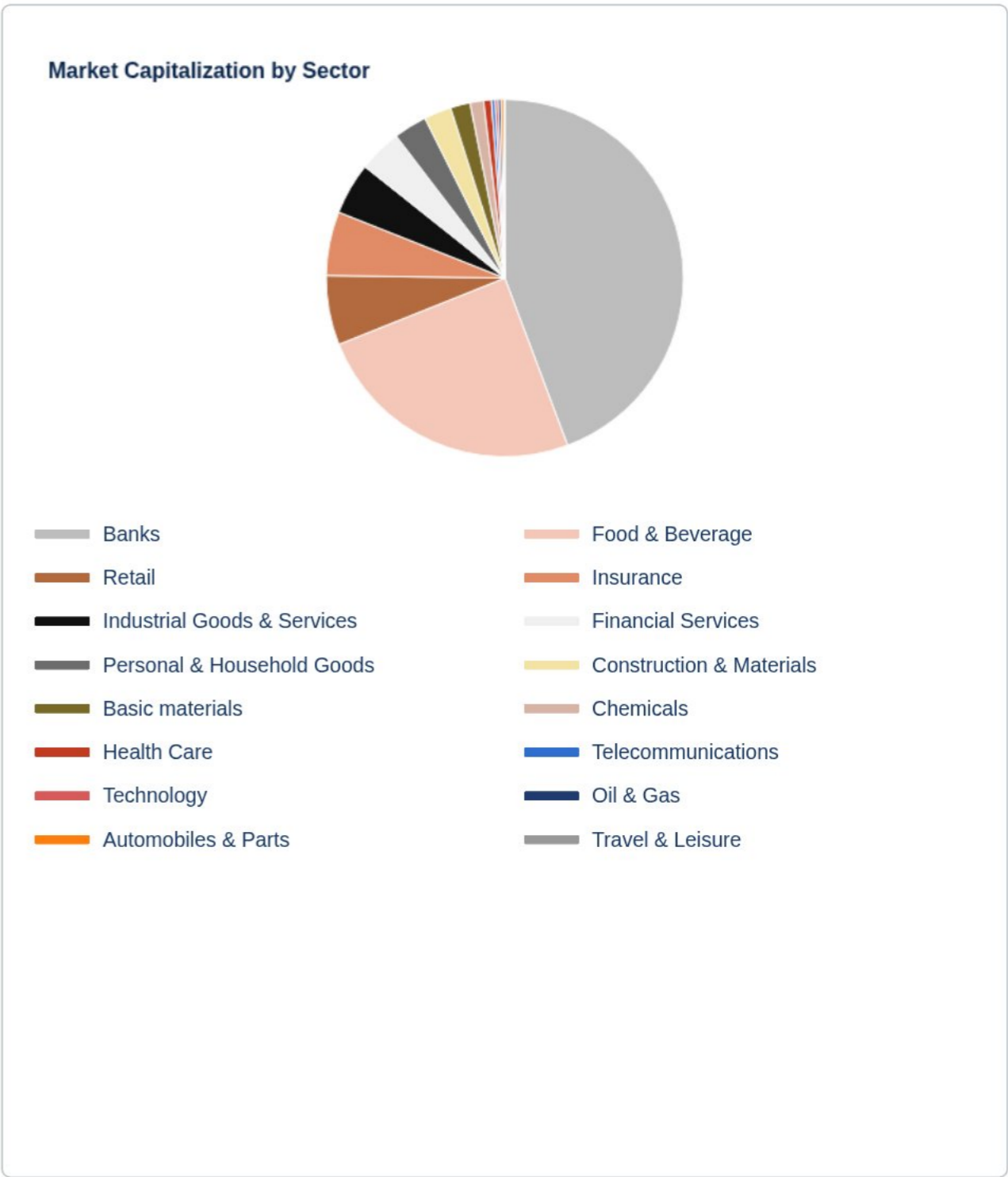
Year in Review

Markets ▲	Cumulative trades 2026 ↓	Cumulative trades 2025 ↓	Change ↓	Cumulative volume 2026 ↓	Cumulative volume 2025 ↓	Change ↓	Cumulative traded value 2026 en TND ↓	Cumulative traded value 2025 en TND ↓	Change ↓
shares trading value	344,507	221,441	55.58 %	142,949,205	90,733,802	57.55 %	1,794,228,393	806,827,605	122.38 %
Bonds trading value	324	337	-3.86 %	870,647	2,786,452	-68.75 %	196,011,940	223,480,845	-12.29 %
Over-the-Counter (OTC)	68	2,032	-96.65 %	3,702	1,571,128	-99.76 %	36,111	4,112,511	-99.12 %
Auctions	55	97	-43.30 %	28,077	665,000	-95.78 %	1,576,703	6,074,344	-74.04 %
Registrations	645	611	5.56 %	27,899,690	32,798,743	-14.94 %	697,795,278	836,182,297	-16.55 %
Declarations	7	3	133.33 %	99,050	907	10,820.62 %	9,978,068	2,777,583	259.24 %
Total	345,606	224,521	53.93 %	171,850,371	128,556,032	33.68 %	2,699,626,494	1,879,455,185	43.64 %

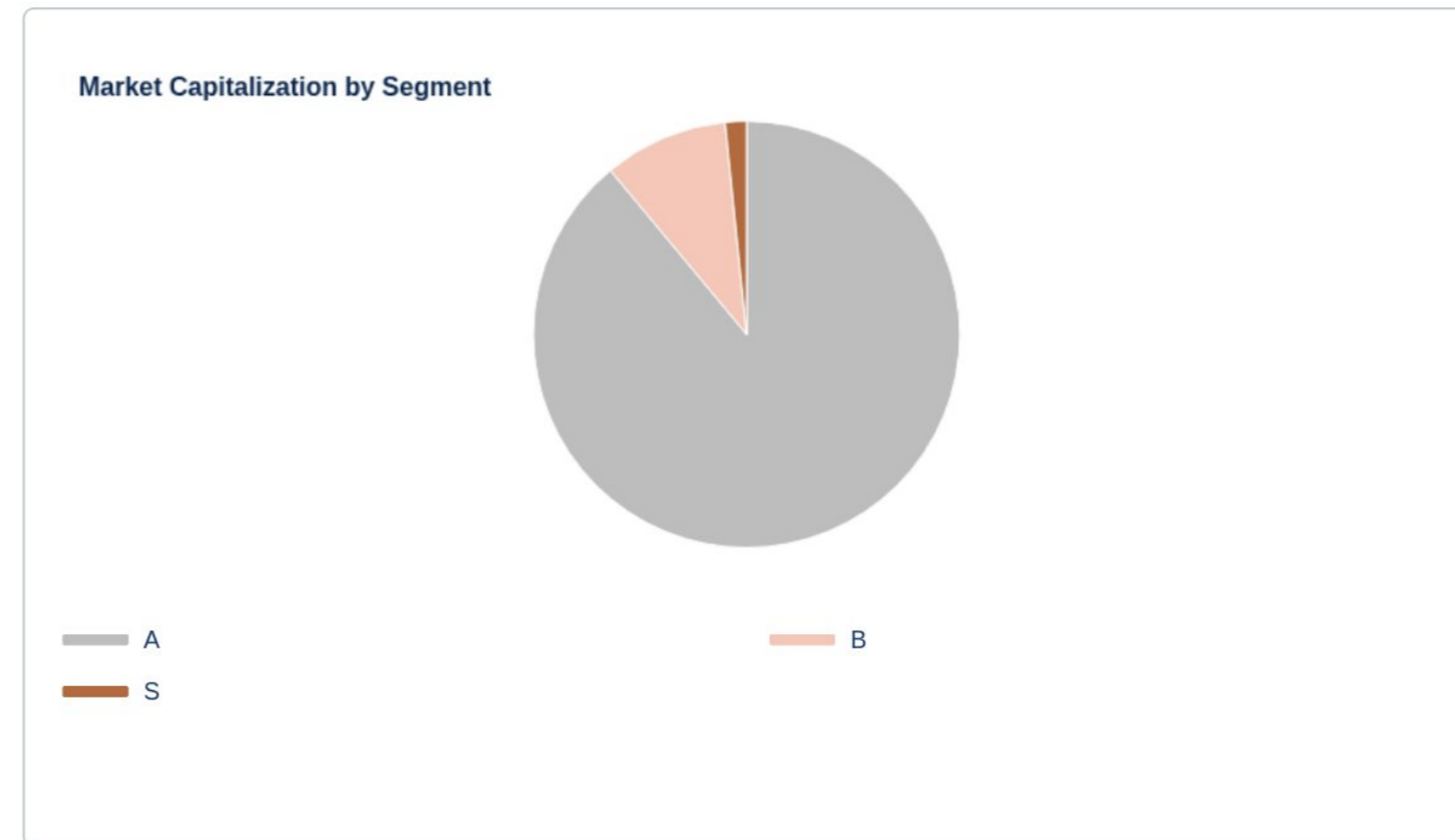
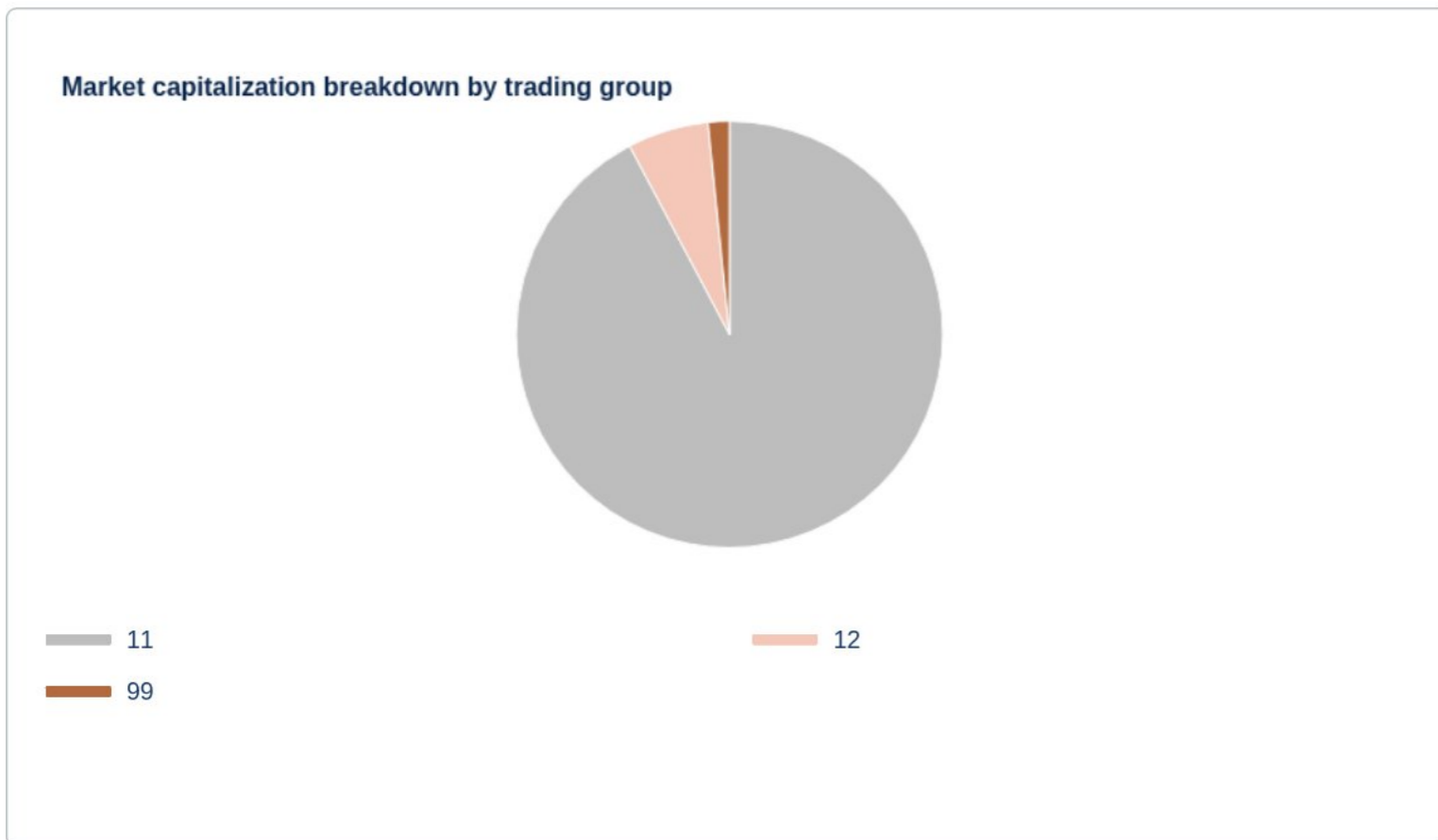
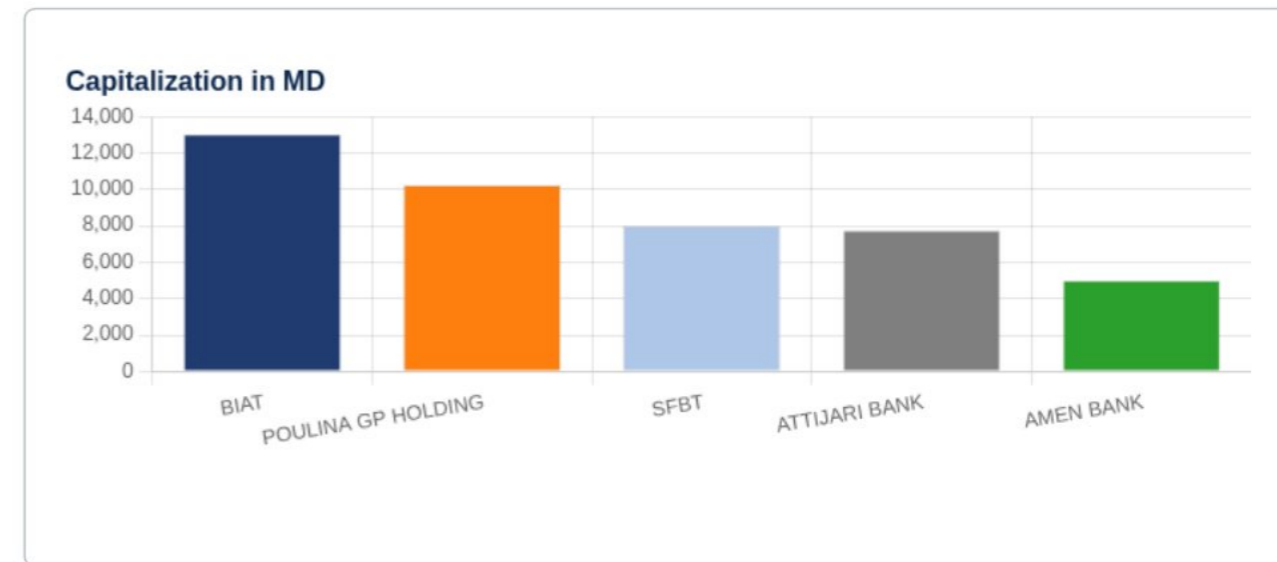
Market Capitalization

Market Capitalization (TND million)	46,614	Annual Change	34.47 %	Foreign Participation	36.06%	Free-float market capitalization in Tunindex (MD)	21,859	Market Cap 100% ▬	Free-Float in Tunindex 46.89 % ▬
-------------------------------------	--------	---------------	---------	-----------------------	--------	---	--------	---	--

Sector	Market cap. (MD) ▼	% Share	Annual change
Banks	41,280	44.28 %	0.36 %
Food & Beverage	22,997	24.67 %	-1.43 %
Retail	5,857	6.28 %	2.24 %
Insurance	5,391	5.78 %	1.80 %
Industrial Goods & Services	4,369	4.69 %	-0.46 %
Financial Services	3,649	3.91 %	1.34 %
Personal & Household Goods	2,804	3.01 %	0.71 %
Construction & Materials	2,309	2.48 %	0.01 %
Basic materials	1,666	1.79 %	-0.54 %
Chemicals	1,139	1.22 %	-0.18 %
Health Care	648	0.70 %	-0.39 %
Telecommunications	304	0.33 %	-2.28 %
Technology	255	0.27 %	0.29 %
Oil & Gas	248	0.27 %	-3.16 %
Automobiles & Parts	237	0.25 %	0.90 %
Travel & Leisure	72	0.08 %	0.00 %
Total	93,229	100.00 %	



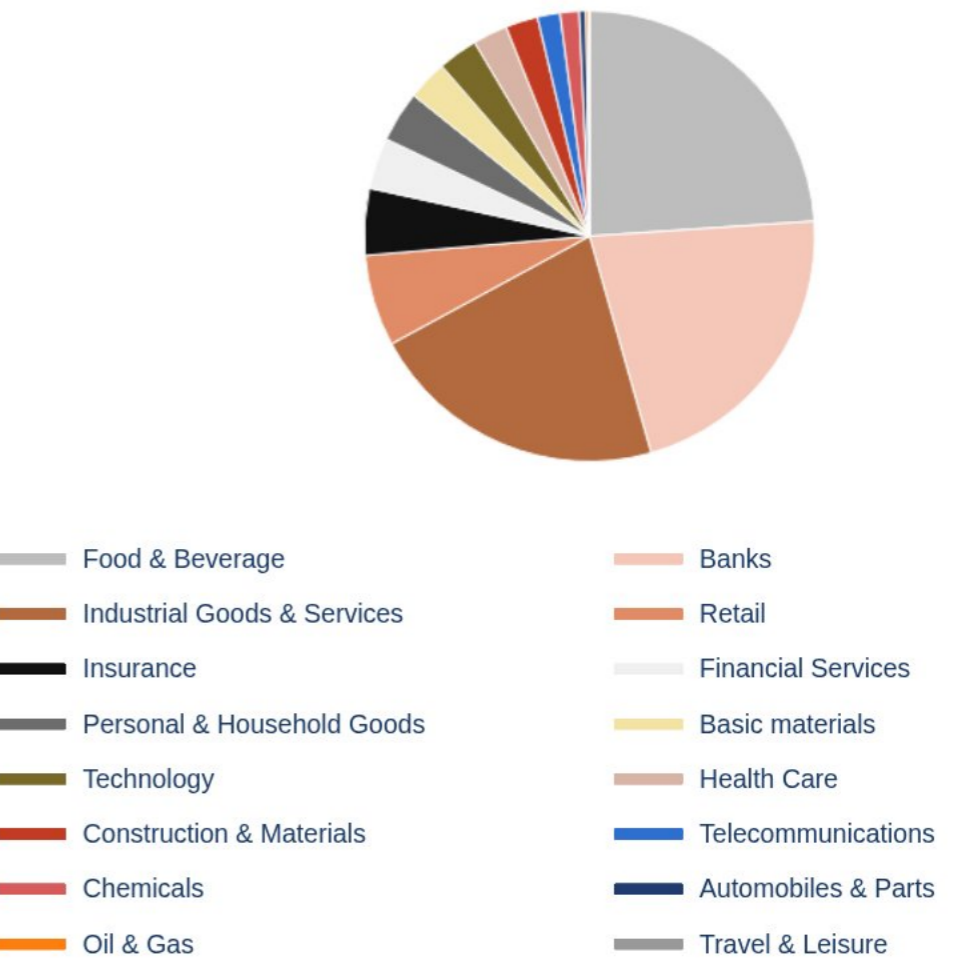
Company	Capitalization in MD	% Share
BIAT	13,054	14.00 %
POULINA GP HOLDING	10,267	11.01 %
SFBT	8,044	8.63 %
ATTIJARI BANK	7,785	8.35 %
AMEN BANK	5,027	5.39 %
Total	44,178	47.39 %



Trading Activity by Sector

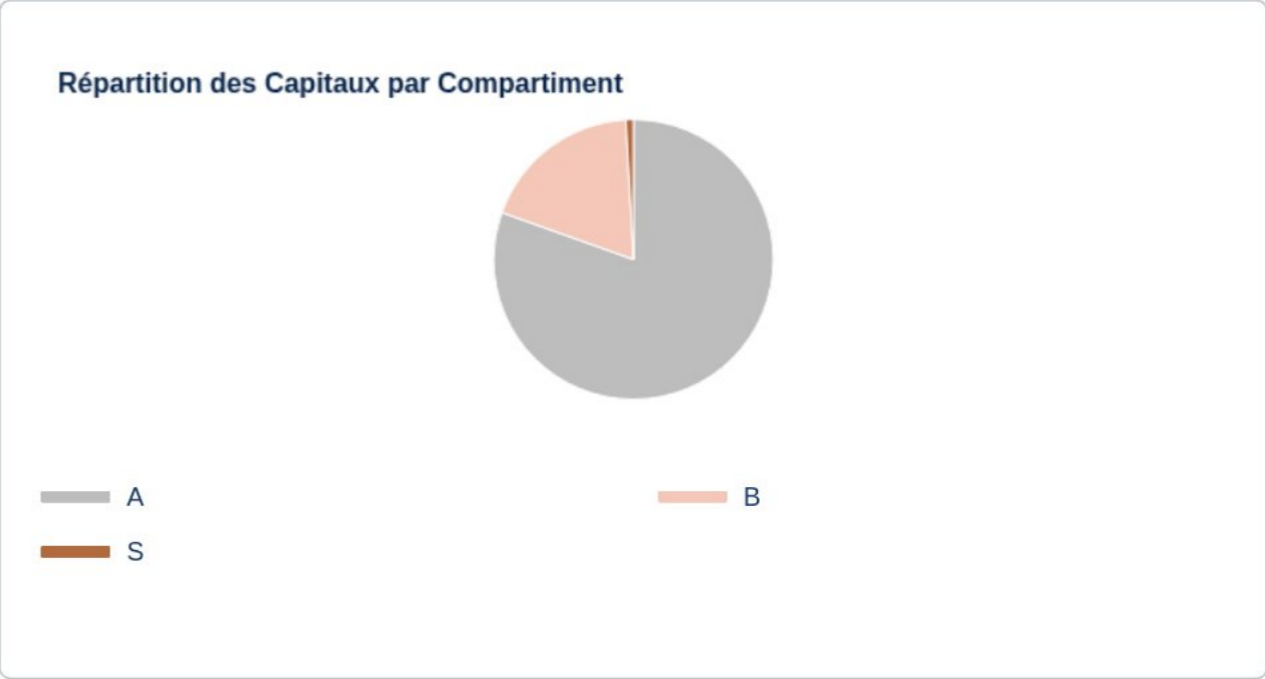
Sector	Trades	Volume	Value (TND)	Value in %
Food & Beverage	84,880	41,041,362	859,073,059	23.94 %
Banks	151,802	44,081,240	776,849,057	21.65 %
Industrial Goods & Services	89,152	59,913,158	771,045,517	21.49 %
Retail	50,136	14,962,778	235,368,940	6.56 %
Insurance	40,800	12,358,516	172,101,865	4.80 %
Financial Services	34,420	7,155,578	131,774,151	3.67 %
Personal & Household Goods	59,354	15,450,460	130,765,294	3.64 %
Basic materials	33,590	8,942,134	103,317,248	2.88 %
Technology	20,706	10,521,584	102,511,912	2.86 %
Health Care	23,012	9,559,856	89,133,842	2.48 %
Construction & Materials	47,454	39,860,352	83,211,861	2.32 %
Telecommunications	26,118	13,399,234	58,155,160	1.62 %
Chemicals	13,864	541,024	49,084,000	1.37 %
Automobiles & Parts	8,208	5,356,878	16,838,414	0.47 %
Oil & Gas	3,468	333,018	8,398,557	0.23 %
Travel & Leisure	2,050	2,421,238	827,908	0.02 %
Total	689,014	285,898,410	3,588,456,786	100.00 %

Capital Distribution by Sector



By Market Compartment & Listing Group

Compartment	Trades	Volume	Value (TND)	Value in %
A	465,320	203,162,752	2,887,018,200	80.45 %
B	200,734	57,893,608	669,956,015	18.67 %
S	22,960	24,842,050	31,482,571	0.88 %
Total	689,014	285,898,410	3,588,456,786	100.00 %



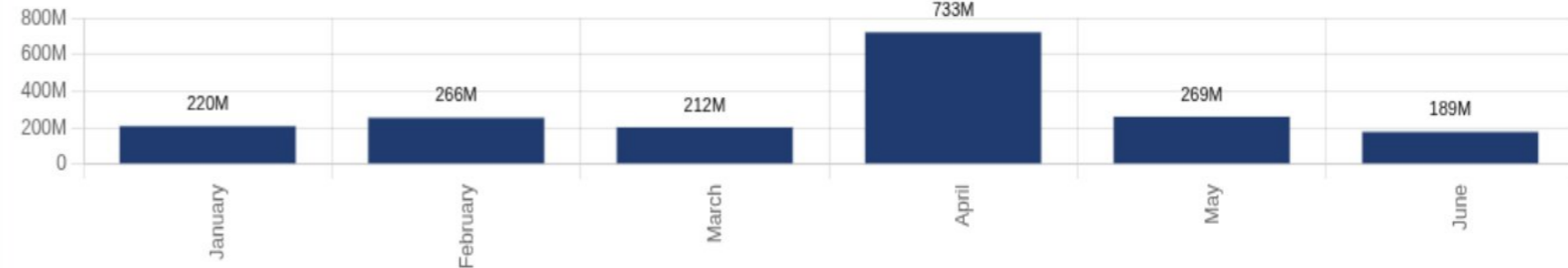
Listing Group	Trades	Volume	Value (TND)	Value in %
11	636,580	254,166,286	3,469,280,601	96.68 %
12	18,898	6,793,364	87,185,871	2.43 %
99	22,622	24,840,134	31,472,671	0.88 %
32	10,914	98,626	517,643	0.01 %
Total	689,014	285,898,410	3,588,456,786	100.00 %



Monthly Turnover Evolution

Month	Trades	Volume	Value (TND)	Value in %
January	65,451	22,655,830	219,882,904	11.64 %
February	51,872	19,595,841	265,912,216	14.08 %
March	56,293	19,512,185	211,685,738	11.21 %
April	77,262	52,275,816	732,895,993	38.80 %
May	71,138	22,249,077	269,299,218	14.26 %
June	44,982	13,320,912	189,104,648	10.01 %
Total	366,998	149,609,661	1,888,780,717	100.00 %

Capitaux traités sur la cote de la bourse



Buy

Month	Liquidity Contract	Foreign	Managed Foreign	Market Maker	Undertakings for collective investment	House	Managed client	Client	Total
January	357,291	5,865,195	86,909		39,720,950	2,089,700	27,643,306	144,119,552	219,882,904
February	119,160	2,790,003	12,834		41,701,853	4,939,271	18,888,468	197,460,626	265,912,216
March	508,428	5,686,372	14,758		48,346,467	13,322,224	22,258,374	121,549,116	211,685,738
April	747,296	212,216,464	31,006		54,963,513	1,416,571	30,458,808	433,062,335	732,895,993
May	50,526	1,536,507	63,499		51,690,629	13,558,945	31,068,903	171,330,210	269,299,218
June		200,207	121,055		42,585,702	13,412,940	23,542,042	109,242,702	189,104,648
Total	1,782,701	228,294,747	330,060		279,009,115	48,739,651	153,859,901	1,176,764,542	1,888,780,717

Sell

Month	Liquidity Contract	Foreign	Managed Foreign	Market Maker	Undertakings for collective investment	House	Managed client	Client	Total
January	437,318	641,174	22,682		35,671,117	532,921	26,363,928	156,213,763	219,882,904
February	2,253,002	319,932	2,994		28,168,288	2,921,846	24,090,553	208,155,601	265,912,216
March	1,513,763	1,167,049	9,788		24,063,879	14,036,657	20,061,777	150,832,827	211,685,738
April	1,415,331	2,448,274	65,193		39,438,845	2,691,747	24,449,249	662,387,353	732,895,993
May	1,026,572	3,109,405	42,698		35,501,294	12,544,291	21,416,264	195,658,695	269,299,218
June	477,653	1,991,891	38,036		17,698,160	14,436,938	16,282,484	138,179,487	189,104,648
Total	7,123,638	9,677,725	181,391		180,541,584	47,164,399	132,664,255	1,511,427,726	1,888,780,717

Marché de Bloc

Month	Foreign	House	T.Libre	Total
January			4,345,300	4,345,300
February			67,271,000	67,271,000
March		11,443,526		11,443,526
April	210,984,361		251,347,250	462,331,611
May		8,409,250	3,500,000	11,909,250
June		12,138,700		12,138,700
Total	210,984,361	31,991,476	326,463,550	569,439,387

Marché de Bloc

Month	Foreign	House	T.Libre	Total
January			4,345,300	4,345,300
February			67,271,000	67,271,000
March		11,443,526		11,443,526
April			462,331,611	462,331,611
May		8,409,250	3,500,000	11,909,250
June		12,138,700		12,138,700
Total		31,991,476	537,447,911	569,439,387

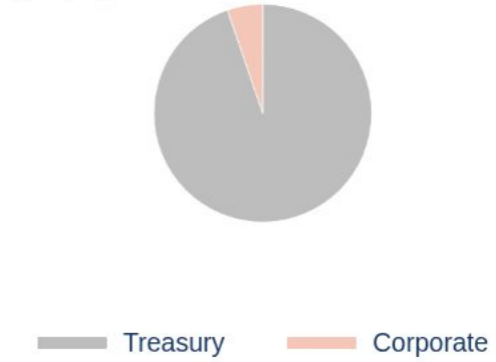
Bond Market: Annual Activity

Trades	Volume	Value (TND)
648	1,741,294	392,023,881

Issuer type

Issuer Type	Trades	Volume	Value (TND)	Value in %
Treasury	564	1,499,004	371,408,591	94.74 %
Corporate	84	242,290	20,615,289	5.26 %
Total	648	1,741,294	392,023,881	100.00 %

Répartition des Capitaux par Type d'Émetteur



Buy				
category	Trades	Volume	Value (TND)	Value in %
Undertakings for collective investment	394	1,368,180	196,080,569	50.02 %
House	56	173,488	184,116,108	46.97 %
Client	70	159,278	10,935,572	2.79 %
Managed client	128	40,348	891,632	0.23 %
Liquidity Contract	0	0	0	0.00 %
Managed Foreign	0	0	0	0.00 %
Foreign	0	0	0	0.00 %
Market Maker	0	0	0	0.00 %
Total	648	1,741,294	392,023,881	100.00 %

Sell				
category	Trades	Volume	Value (TND)	Value in %
Undertakings for collective investment	170	649,348	242,680,655	61.90 %
House	14	263,000	129,752,501	33.10 %
Client	286	314,440	12,649,017	3.23 %
Managed client	178	514,506	6,941,708	1.77 %
Liquidity Contract	0	0	0	0.00 %
Managed Foreign	0	0	0	0.00 %
Foreign	0	0	0	0.00 %
Market Maker	0	0	0	0.00 %
Total	648	1,741,294	392,023,881	100.00 %

Electronic Trading

Trades	Volume	Value (TND)
136	7,404	72,222

Breakdown by order giver category

Buy	Trades	Volume	Value (TND)	Value in %
Client	136	7,404	72,222	100.00 %
Total	136	7,404	72,222	100.00 %

Sell	Trades	Volume	Value (TND)	Value in %
Client	132	7,004	68,222	94.46 %
Managed client	4	400	4,000	5.54 %
Total	136	7,404	72,222	100.00 %

Board Quotation: Auctions

Trades	Volume	Value (TND)
110	56,154	3,153,406

Breakdown by order giver category

Buy	Trades	Volume	Value (TND)	Value in %
Client	110	56,154	3,153,406	100.00 %
Total	110	56,154	3,153,406	100.00 %

Sell	Trades	Volume	Value (TND)	Value in %
Client	110	56,154	3,153,406	100.00 %
Total	110	56,154	3,153,406	100.00 %

Instruments – Equities

Main Market

		Sector / Value																	ISIN Code											
Sector / Value	ISIN Code	Mnemonic	Comp	Group	Trading Method	Listed Securities	Cap in MD	Market Cap %	Block Trades	Block Quantity	Value (TND)	Trades	Volume	Value (TND)	Closing Price	Daily Change	Indicator	Previous VWAP	VWAP	VWAP Change	Open	Annual Return	Block Trades	Block Quantity	Block Trades Value (TND)	Trades	Volume	Value (TND)		
Automobiles & Parts						28,207,823	118.71	0.26%					98	66,721	195,510															
ASSAD	TN0007140015	ASSAD	S	99	Fixing	24,000,000	70.32	0.15%					97	66,719	195,487	2.930	0.00%		0.000	2.930	0.00%	3.180	-7.86%				4,095	2,678,397	8,419,193	
STIP	TN0005030010	STIP	S	99	Fixing	4,207,823	48.39	0.10%					1	2	23	11.500	2.22%		11.250	11.500	2.22%	3.530	225.78%				138	22,307	190,509	
Banks						846,256,529	20,640.00	44.28%					935	253,344	4,625,356															
AMEN BANK	TN0003400058	AB	A	11	Continu	34,920,000	2,513.54	5.39%					188	27,031	1,929,602	71.980	-0.03%		72.013	71.385	-0.87%	50.000	51.16%				16,179	1,761,617	104,366,802	
ATB	TN0003600350	ATB	A	11	Continu	100,000,000	464.00	1.00%					115	93,316	429,433	4.640	0.87%		4.563	4.602	0.85%	3.790	22.43%				3,306	2,300,998	8,988,053	
ATTIJARI BANK	TN0001600154	TJARI	A	11	Continu	50,000,000	3,892.50	8.35%					77	3,543	272,961	77.850	2.43%		74.672	77.042	3.17%	66.890	22.66%				5,976	635,569	44,629,164	
BH BANK	TN0001900604	BH	A	11	Continu	47,600,000	666.40	1.43%					68	6,852	95,161	14.000	-2.10%		14.418	13.888	-3.68%	10.300	35.92%				1,585	240,943	2,789,715	
BIAT	TN0001800457	BIAT	A	11	Continu	40,800,000	6,527.18	14.00%					29	1,632	260,434	159.980	-0.01%		159.587	159.580	0.00%	111.000	49.53%				7,008	366,053	50,702,399	
BNA	TN0003100609	BNA	A	11	Continu	64,000,000	1,324.16	2.84%					260	49,210	1,016,618	20.690	1.03%		20.398	20.659	1.28%	12.070	71.42%				16,851	5,515,717	82,164,510	
BT	TN0002200053	BT	A	11	Continu	270,000,000	2,254.50	4.84%					90	51,050	427,562	8.350	-1.18%		8.417	8.375	-0.49%	6.400	35.94%				11,079	6,684,203	46,579,015	
BTE (ADP)	TN0001300557	BTE	B	12	Fixing	1,000,000	6.31	0.01%					7	871	5,496	6.310	1.28%		6.230	6.310	1.28%	3.500	80.29%				872	145,205	795,470	
STB	TN0002600955	STB	A	11	Continu	155,375,000	967.99	2.08%					77	17,231	107,440	6.230	0.32%		6.382	6.235	-2.30%	4.090	57.21%				8,569	3,199,061	15,006,003	
UBCI	TN0002400505	UBCI	A	12	Fixing	20,001,529	762.06	1.64%					3	1,278	48,692	38.100	0.00%		38.100	38.100	0.00%	33.800	16.57%				558	143,917	5,209,398	
UIB	TN0003900107	UIB	A	11	Continu	32,560,000	1,009.36	2.17%					11	936	28,648	31.000	0.00%		30.073	30.607	1.78%	24.850	28.77%				1,580	990,467	26,755,416	
WIFAK INTERNATIONAL BANK	TN0007200017	WIFAK	A	12	Fixing	30,000,000	252.00	0.54%					10	394	3,310	8.400	0.00%		8.400	8.400	0.00%	7.700	9.09%				301	46,761	354,870	
Basic materials						78,184,091	832.86	1.79%					232	70,764	916,439															
SOTIPAPIER	TN0007630015	STPAP	B	11	Continu	28,184,091	82.86	0.18%					69	12,236	36,598	2.940	-2.97%		3.019	2.991	-0.93%	2.780	5.76%				4,318	734,510	2,018,180	
TPR	TN0007270010	TPR	A	11	Continu	50,000,000	750.00	1.61%					163	58,528	879,840	15.000	-0.27%		15.175	15.033	-0.94%	11.500	30.44%	6	557,394	6,811,300	12,409	3,735,930	49,639,661	
Chemicals						7,684,757	569.73	1.22%					255	12,198	1,309,807															
AIR LIQUIDE TUNISIE	TN0002300358	AL	S	99	Fixing	1,637,504	297.86	0.64%					6	18	3,274	181.900	0.94%		180.200	181.900	0.94%	150.050	21.23%				435	4,828	808,460	
ALKIMIA	TN0003800703	ALKIM	S	99	Fixing	3,947,253	49.27	0.11%								14.000	0.00%	NC	0.000	0.000		13.100	6.87%				98	2,292	29,576	
Industries Chimiques du Fluor	TN0003200755	ICF	B	11	Continu	2,100,000	222.60	0.48%					249	12,180	1,306,533	106.000	-1.72%		106.707	107.269	0.53%	84.600	25.30%				6,306	263,119	23,699,038	
Construction & Materials						525,232,104	1,154.70	2.48%					144	92,308	209,482															
CARTHAGE CEMENT	TN0007400013	CC	A	11	Continu	343,624,940	656.32	1.41%					73	64,157	121,875	1.910	0.00%		1.901	1.900	-0.07%	1.880	1.60%				12,127	14,391,881	27,659,439	
CIMENTS DE BIZERTE	TN0007350010	SCB	B	12	Fixing	44,047,290	33.04	0.07%					10	1,333	1,000	0.750	0.00%		0.745	0.750	0.67%	0.550	36.36%				716	402,391	256,498	
ESSOUKNA	TN0007210016	SOKNA	B	11	Continu	5,050,500	19.70	0.04%					40	17,424	67,596	3.900	0.52%		3.877	3.879	0.06%	3.300	18.18%				4,481	923,248	3,524,304	
MPBS	TN0007620016	MPBS	B	11	Continu	20,668,860	213.92	0.46%					5	1,226	12,689	10.350	0.00%		10.319	10.350	0.30%	8.790	17.75%				3,768	952,979	8,113,000	
SANIMED	TN0007730013	SMD	S	99	Fixing	19,971,000	10.58	0.02%								0.530	-3.64% B		0.550	0.000		0.570	-7.02%				147	56,984	34,170	
SIMPAR	TN0004000055	SIMPA	B	12	Fixing	1,100,000	37.84	0.08%								34.400	0.00%	NC	0.000	0.000		35.890	-4.15%				14	190	6,710	
SITS	TN0007180011	SITS	B	12	Fixing	15,600,000	55.38	0.12%					1	184	653	3.550	0.00%		0.000	3.550	0.00%	3.110	14.15%				28	5,740	20,158	
SOMOCER	TN0006780019	SOMOC	S	99	Fixing	40,656,000	28.87	0.06%					15	7,984	5,669	0.710	1.43%		0.700	0.710	1.43%	0.440	61.36%				2,364	3,196,177	1,991,339	
SOTEMAIL	TN0007600018	SOTEM	S	99	Fixing	34,513,514	99.05	0.21%								2.870	0.00%	NC	0.000	0.000		3.000	-4.33%				1	42	126	
Financial Services						131,016,000	1,824.37	3.91%					155	40,422	474,707															
ATL	TN0004700100	ATL	B	11	Continu	32,500,000	392.60	0.84%					91	22,951	270,401	12.080	2.81%		11.753	11.782	0.24%	6.100	98.03%				4,027	1,288,803	10,553,611	
ATTIJARI LEASING	TN0006610018	TJL	B	11	Continu	2,750,000	100.10	0.22%					9	1,014	36,910	36.400	0.00%		36.704	36.400	-0.83%	29.250	31.97%				879	77,469	2,596,323	
BEST LEASE	TN0007580012	BL	B	12	Fixing	30,000,000	86.40	0.19%					15	8,866	25,534	2.880	2.86%		2.800	2.880	2.86%	2.200	30.91%				457	232,914	577,816	
BH LEASING	TN0006720049	BHL	B	12	Fixing	7,000,000	32.13	0.07%					1	20	92	4.590	4.08%		4.410	4.590	4.08%	3.970	18.14%				377	56,275	230,892	
CIL	TN0004200853	CIL	B	11	Continu	7,000,000	251.23	0.54%					19	1,858	65,534	35.890	1.96%		35.226	35.271	0.13%	28.250	35.54%				3,178	594,993	19,524,544	
HANNIBAL LEASE	TN0007310139	HL	B	12	Fixing	11,000,000	86.35	0.19%					6	3,254	25,544	7.850	0.00%		7.850	7.850	0.00%	7.600	9.21%				943	406,554	3,053,229	
PLACEMENT DE TUNISIE -SICAF	TN0002500650	PLTU	B	12	Fixing	1,000,000	38.61	0.08%								38.610	0.00%	NC	0.000	0.000		41.800	0.02%				9	301	12,572	
SPDIT - SICAF	TN0001400704	SPDIT	A	11	Continu	28,000,000	383.32	0.82%					8	1,770	24,223	13.690	1.41%		13.527	13.685	1.17%	12.700	15.67%				932	230,728	3,089,896	
TUNINVEST-SICAR	TN0004100202	TINV	B	12	Fixing	966,000	39.12	0.08%					1	10	405	40.500	0.00%		0.000	40.500	0.00%	42.000	-3.57%				1,031	70,354	2,912,125	
TUNISIE LEASING ET FACTORING	TN0002100907	TLS	A	11	Continu	10,800,000	414.50	0.89%					5	679	26,064	38.380	-0.18%		38.279											

EURO-CYCLES	TN0007570013	ECYCL	B	11	Continu	9,801,000	123.59	0.27%	-	-	-	43	3,946	49,101	12.610	-0.24%	12.446	12.443	-0.02%	12.490	0.96%	-	-	-	6,322	928,175	10,863,150
NEW BODY LINE	TN0007540016	NBL	B	11	Continu	4,250,400	16.11	0.04%	-	-	-	7	1,101	4,169	3.790	0.00%	3.782	3.786	0.12%	4.050	-6.42%	-	-	-	1,215	269,516	1,030,935
OFFICE PLAST	TN0007700016	PLAST	B	11	Continu	14,662,164	26.10	0.06%	-	-	-	18	6,375	11,201	1.780	1.14%	1.772	1.757	-0.85%	1.910	-6.81%	-	-	-	5,474	2,297,640	4,589,586
Société d'Articles Hygiéniques	TN0007610017	SAH	A	11	Continu	84,015,979	1,201.43	2.58%	-	-	-	184	51,734	733,684	14.300	0.85%	14.192	14.182	-0.07%	13.900	2.88%	1	423,500	6,352,500	11,044	3,096,780	43,695,393
Retail						194,111,628	2,928.61	6.28%	-	-	-	285	20,844	809,109								1	2,975,000	63,665,000	24,922	7,481,088	117,683,432
ARTES	TN0007300015	ARTES	A	11	Continu	38,250,000	567.25	1.22%	-	-	-	44	4,499	66,260	14.830	1.58%	14.628	14.728	0.68%	11.500	28.96%	-	-	-	3,794	555,311	7,348,939
CELLCOM	TN0007590011	CELL	B	11	Continu	4,461,532	10.35	0.02%	-	-	-	35	5,456	12,569	2.320	0.87%	2.252	2.304	2.29%	3.320	-30.12%	-	-	-	4,512	949,339	2,352,431
CITY CARS	TN0007550015	CITY	A	11	Continu	18,000,000	495.00	1.06%	-	-	-	28	2,048	55,355	27.500	1.78%	27.686	27.029	-2.37%	19.700	39.59%	-	-	-	3,899	437,796	10,551,568
ENNAKL AUTOMOBILES	TN0007410012	NAKL	A	11	Continu	30,000,000	674.10	1.45%	-	-	-	-	-	-	22.470	5.99% H	20.677	0.000		15.080	49.01%	-	-	-	2,447	337,830	5,857,985
MAGASIN GENERAL	TN0006440010	MAG	B	12	Fixing	15,777,070	245.65	0.53%	-	-	-	-	-	15.570	0.00%	NC	15.570	0.000		9.850	58.07%	-	-	-	161	10,378	113,189
MONOPRIX	TN0001000108	MNP	B	12	Fixing	25,345,736	282.35	0.61%	-	-	-	2	51	568	11.140	0.36%	11.100	11.140	0.36%	6.090	82.92%	-	-	-	1,042	505,741	4,528,082
SMART TUNISIE	TNQPXRODTH8	SMART	B	11	Continu	10,123,443	301.68	0.65%	-	-	-	16	952	28,115	29.800	1.02%	29.489	29.532	0.15%	19.500	52.82%	1	2,975,000	63,665,000	2,573	3,318,615	71,643,885
SOTUMAG	TN0006580013	MGR	B	11	Continu	13,200,000	164.34	0.35%	-	-	-	7	349	4,360	12.450	2.05%	12.308	12.494	1.51%	8.900	39.89%	-	-	-	1,031	161,047	1,582,451
Société Tunisienne de l'Automobile	TNNGTFLC2986	STA	B	11	Continu	2,000,000	172.00	0.37%	-	-	-	153	7,489	641,883	86.000	0.00%	85.213	85.710	0.58%	37.440	129.70%	-	-	-	5,104	194,351	13,168,400
UADH	TN0007690019	UADH	S	99	Fixing	36,953,847	15.89	0.03%	-	-	-	-	-	0.430	0.00% S		0.000	0.000		0.600	-28.33%	-	-	-	359	1,010,680	536,502
Technology						14,354,134	127.68	0.27%	-	-	-	67	17,649	183,158								2	350,000	3,500,000	10,344	5,260,743	61,256,933
AETECH	TN0007500010	AETEC	S	99	Fixing	2,223,334	0.91	0.00%	-	-	-	-	-	0.410	0.00% S		0.000	0.000		0.320	28.13%	-	-	-	20	11,728	4,568
TELNET HOLDING	TN0007440019	TLNET	B	11	Continu	12,130,800	126.77	0.27%	-	-	-	67	17,649	183,158	10.450	0.29%	10.569	10.378	-1.81%	6.840	52.78%	2	350,000	3,500,000	10,324	5,249,035	51,251,365
Telecommunications						112,636,800	152.24	0.33%	-	-	-	243	63,910	414,404								-	-	-	13,057	6,699,608	29,077,575
SOTETEL	TN0006530018	SOTET	B	11	Continu	4,636,800	65.84	0.14%	-	-	-	219	26,950	384,836	14.200	-2.07%	14.588	14.280	-2.11%	5.210	172.55%	-	-	-	10,328	2,452,700	25,586,364
TAWASOL GROUP HOLDING	TN0007650013	TGH	S	99	Fixing	108,000,000	86.40	0.19%	-	-	-	24	36,960	29,568	0.800	-2.44%	0.820	0.800	-2.44%	0.800	0.00%	-	-	-	2,729	4,246,908	3,491,211
Travel & Leisure						106,199,280	36.11	0.08%	-	-	-	9	20,105	6,836								-	-	-	993	1,210,326	413,948
TUNISAIR	TN0001200401	TAIR	S	99	Fixing	106,199,280	36.11	0.08%	-	-	-	9	20,105	6,836	0.340	0.00%	0.340	0.340	0.00%	0.340	0.00%	-	-	-	993	1,210,326	413,948
Total						3,063,013,649	46,614.29	100.00%	0	0	0	4,060	1,025,688	15,232,244								39	31,942,830	563,370,037	339,050	142,899,892	1,793,969,571

Instruments – Secondary Lines

Main Market

Trading session of 06/05/2026										Year 2026		
Sector / Issuer / Security	ISIN code	Mnemonic	Group	Trades	Volume	Value (TND)	Dernier cours	Indicator	Trades	Volume	Value (TND)	
Food & Beverage												
POULINA GP HOLDING												
PGH Da 2/25 230611	TN0005700034	PGH11		32	-	-	-	-	NC	16	83	135
PGH Da 2/25 230611	TN0005700034	PGH11		32	-	-	-	-	NC	16	83	135
SFBT												
SFBT (Da 1/6)	TN0001100288	SFB99		32	-	-	-	-	NC	-	-	-
SFBT (Da 1/6)	TN0001100288	SFB99		32	-	-	-	-	NC	-	-	-
SFBT (Da 1/7)	TN0001100296	SFB00		32	-	-	-	-	NC	-	-	-
SFBT (Da 1/7)	TN0001100296	SFB00		32	-	-	-	-	NC	-	-	-
SFBT (Da 1/2) 2001	TN0001100304	SFBT1		32	-	-	-	-	NC	1	1	62
SFBT (Da 1/2) 2001	TN0001100304	SFBT1		32	-	-	-	-	NC	1	1	62
SFBT Da1/2(11/4/02)	TN0001100312	SFB02		32	-	-	-	-	NC	-	-	-
SFBT Da1/2(11/4/02)	TN0001100312	SFB02		32	-	-	-	-	NC	-	-	-
SFBT Da 1/12 2006	TN0001100320	SFB06		32	-	-	-	-	NC	-	-	-
SFBT Da 1/12 2006	TN0001100320	SFB06		32	-	-	-	-	NC	-	-	-
SFBT DA2007 1/13	TN0001100338	SFB07		32	-	-	-	-	NC	8	19	66
SFBT DA2007 1/13	TN0001100338	SFB07		32	-	-	-	-	NC	8	19	66
SFBT Da5/56 120510	TN0001100346	SFB10		32	-	-	-	-	NC	9	57	300
SFBT Da5/56 120510	TN0001100346	SFB10		32	-	-	-	-	NC	9	57	300
SFBT Da5/61 300311	TN0001100353	SFB11		32	-	-	-	-	NC	7	39	179
SFBT Da5/61 300311	TN0001100353	SFB11		32	-	-	-	-	NC	7	39	179
SFBT Da10/66 03712	TN0001100361	SFB12		32	-	-	-	-	NC	22	225	595
SFBT Da10/66 03712	TN0001100361	SFB12		32	-	-	-	-	NC	22	225	595
SFBT Da1/19 280513	TN0001100387	SFB13		32	-	-	-	-	NC	6	49	107
SFBT Da1/19 280513	TN0001100387	SFB13		32	-	-	-	-	NC	6	49	107
SFBT DA 1/8 200514	TN0001100403	SFB14		32	-	-	-	-	NC	12	26	137
SFBT DA 1/8 200514	TN0001100403	SFB14		32	-	-	-	-	NC	12	26	137
SFBT DA 1/6 120515	TN0001100411	SFB15		32	-	-	-	-	NC	11	37	95
SFBT DA 1/6 120515	TN0001100411	SFB15		32	-	-	-	-	NC	11	37	95
SFBT DA 1/7 040516	TN0001100429	SFB16		32	-	-	-	-	NC	14	30	142
SFBT DA 1/7 040516	TN0001100429	SFB16		32	-	-	-	-	NC	14	30	142
SFBT DA1/10 040517	TN0001100437	SFB17		32	-	-	-	-	NC	15	36	114
SFBT DA1/10 040517	TN0001100437	SFB17		32	-	-	-	-	NC	15	36	114
SFBT DA 1/4 300418	TN0001100445	SFB18		32	-	-	-	-	NC	20	27	151
SFBT DA 1/4 300418	TN0001100445	SFB18		32	-	-	-	-	NC	20	27	151
SFBT DA 1/5 130519	TN0001100452	SFB19		32	-	-	-	-	NC	75	135	430
SFBT DA 1/5 130519	TN0001100452	SFB19		32	-	-	-	-	NC	75	135	430
SFBT DA 1/4 200720	TN0001100460	SFB20		32	-	-	-	-	NC	53	158	581
SFBT DA 1/4 200720	TN0001100460	SFB20		32	-	-	-	-	NC	53	158	581
SFBT DA1/12 280524	TN3022JYIH65	SFB24		32	-	-	-	-	NC	430	2,130	1,895
SFBT DA1/12 280524	TN3022JYIH65	SFB24		32	-	-	-	-	NC	430	2,130	1,895
LAND OR												
LNDOR DA1/32 80617	TN0007510035	LND17		32	-	-	-	-	NC	13	108	48

LNDOR DA1/32 80617	TN0007510035	LND17	32	-	-	-	-	NC	13	108	48
Insurance											
BNA ASSURANCES											
AMI DA 1/4 110817	TN0007680044	AMI17	32	-	-	-	-	NC	4	5	5
AMI DA 1/4 110817	TN0007680044	AMI17	32	-	-	-	-	NC	4	5	5
AMI DA27/35 241120	TN0007680051	AMI20	32	-	-	-	-	NC	18	129	263
AMI DA27/35 241120	TN0007680051	AMI20	32	-	-	-	-	NC	18	129	263
ASTREE											
AST DA 1/2 140817	TN0003000528	AST17	32	-	-	-	-	NC	-	-	-
AST DA 1/2 140817	TN0003000528	AST17	32	-	-	-	-	NC	-	-	-
STAR											
STAR DA 7/6 221225	TN17FVNGCJ77	STAR5	32	-	-	-	-	NC	305	1,945	133,425
STAR DA 7/6 221225	TN17FVNGCJ77	STAR5	32	-	-	-	-	NC	305	1,945	133,425
Automobiles & Parts											
ASSAD											
ASSDa1/9(01/07/05)	TN0007140031	ASSDA	32	-	-	-	-	NC	-	-	-
ASSDa1/9(01/07/05)	TN0007140031	ASSDA	32	-	-	-	-	NC	-	-	-
ASSAD Da1/4 150609	TN0007140049	ASS09	32	-	-	-	-	NC	-	-	-
ASSAD Da1/4 150609	TN0007140049	ASS09	32	-	-	-	-	NC	-	-	-
ASS Da 1/10 020610	TN0007140056	ASS10	32	-	-	-	-	NC	2	8	6
ASS Da 1/10 020610	TN0007140056	ASS10	32	-	-	-	-	NC	2	8	6
ASS Da 1/22 200611	TN0007140064	ASS11	32	-	-	-	-	NC	2	14	4
ASS Da 1/22 200611	TN0007140064	ASS11	32	-	-	-	-	NC	2	14	4
ASS Da 1/23 010812	TN0007140072	ASS12	32	-	-	-	-	NC	5	20	4
ASS Da 1/23 010812	TN0007140072	ASS12	32	-	-	-	-	NC	5	20	4
STIP											
STIP Da1/10 0703	TN0005030028	STIP3	32	-	-	-	-	NC	-	-	-
STIP Da1/10 0703	TN0005030028	STIP3	32	-	-	-	-	NC	-	-	-
Banks											
AMEN BANK											
AB Da 26 3/37	TN0003400108	AB26	32	-	-	-	-	NC	-	-	-
AB Da 26 3/37	TN0003400108	AB26	32	-	-	-	-	NC	-	-	-
AB Da 29 3/40	TN0003400116	AB29	32	-	-	-	-	NC	-	-	-
AB Da 29 3/40	TN0003400116	AB29	32	-	-	-	-	NC	-	-	-
AB Da 34 2/59	TN0003400157	AB34	32	-	-	-	-	NC	3	53	276
AB Da 34 2/59	TN0003400157	AB34	32	-	-	-	-	NC	3	53	276
AB Da 1/27	TN0003400207	ABA38	32	-	-	-	-	NC	6	43	184
AB Da 1/27	TN0003400207	ABA38	32	-	-	-	-	NC	6	43	184
ABDA 1/14 11122007	TN0003400272	ABDA7	32	-	-	-	-	NC	-	-	-
ABDA 1/14 11122007	TN0003400272	ABDA7	32	-	-	-	-	NC	-	-	-
AB Da 3/37 281209	TN0003400371	ABDA9	32	-	-	-	-	NC	-	-	-
AB Da 3/37 281209	TN0003400371	ABDA9	32	-	-	-	-	NC	-	-	-
AB Da 1/10 110613	TN0003400454	AB13	32	-	-	-	-	NC	1	1	9
AB Da 1/10 110613	TN0003400454	AB13	32	-	-	-	-	NC	1	1	9
AB DA1/24 01082016	TN0003400512	AB16	32	-	-	-	-	NC	18	68	223
AB DA1/24 01082016	TN0003400512	AB16	32	-	-	-	-	NC	18	68	223
AB DA1/25 300617	TN0003400579	AB17	32	-	-	-	-	NC	7	23	169
AB DA1/25 300617	TN0003400579	AB17	32	-	-	-	-	NC	7	23	169
AB DA 1/7 12102023	TNMY01P21QP7	AB23	32	1	1	12	11,580		12	17	298
AB DA 1/7 12102023	TNMY01P21QP7	AB23	32	1	1	12	11,580		12	17	298
AB DA 2/13 281024	TN66JFM5A518	AB24	32	-	-	-	-	NC	164	606	5,282
AB DA 2/13 281024	TN66JFM5A518	AB24	32	-	-	-	-	NC	164	606	5,282
ATB											
ATBDA1/7 09/11/05	TN0003600434	ATBDA	32	-	-	-	-	NC	-	-	-
ATBDA1/7 09/11/05	TN0003600434	ATBDA	32	-	-	-	-	NC	-	-	-
ATB Da 1/10 151208	TN0003600517	ATB08	32	-	-	-	-	NC	-	-	-
ATB Da 1/10 151208	TN0003600517	ATB08	32	-	-	-	-	NC	-	-	-
ATB Da 1/16 161210	TN0003600616	ATB10	32	-	-	-	-	NC	6	45	10
ATB Da 1/16 161210	TN0003600616	ATB10	32	-	-	-	-	NC	6	45	10
ATTIJARI BANK											
TJARI - (Da)	TN0001600162	TJADA	32	-	-	-	-	NC	2	15	89
TJARI - (Da)	TN0001600162	TJADA	32	-	-	-	-	NC	2	15	89
TJARI - Da39	TN0001600261	TJA39	32	-	-	-	-	NC	-	-	-
TJARI - Da39	TN0001600261	TJA39	32	-	-	-	-	NC	-	-	-
TJARIDA1/40 250518	TN0001600501	TJA18	32	-	-	-	-	NC	51	1,088	6,366
TJARIDA1/40 250518	TN0001600501	TJA18	32	-	-	-	-	NC	51	1,088	6,366
TJARIDA4/21 300425	TN823JXM7T75	TJA25	32	2	18	242	13,440		542	3,051	39,811
TJARIDA4/21 300425	TN823JXM7T75	TJA25	32	2	18	242	13,440		542	3,051	39,811
BT											
BQ DE TSIE - Da	TN0002200103	BTDA	32	-	-	-	-	NC	1	8	38
BQ DE TSIE - Da	TN0002200103	BTDA	32	-	-	-	-	NC	1	8	38
Bt Da 3/10 170599	TN0002200210	BT149	32	-	-	-	-	NC	3	9	127
Bt Da 3/10 170599	TN0002200210	BT149	32	-	-	-	-	NC	3	9	127
BTDA1/7(3/12/01)	TN0002200251	BT154	32	-	-	-	-	NC	3	11	67
BTDA1/7(3/12/01)	TN0002200251	BT154	32	-	-	-	-	NC	3	11	67
BT Da 1/2 23052006	TN0002200319	BTDA6	32	-	-	-	-	NC	1	1	15
BT Da 1/2 23052006	TN0002200319	BTDA6	32	-	-	-	-	NC	1	1	15
BT Da 1/2 10/06/09	TN0002200327	BTDA9	32	-	-	-	-	NC	3	11	45
BT Da 1/2 10/06/09	TN0002200327	BTDA9	32	-	-	-	-	NC	3	11	45

BT Da 1/3 280613	TN0002200335	BT13	32	-	-	-	-	NC	14	67	64
BT Da 1/3 280613	TN0002200335	BT13	32	-	-	-	-	NC	14	67	64
BT DA 1/5 03062016	TN0002200343	BT16	32	-	-	-	-	NC	11	22	45
BT DA 1/5 03062016	TN0002200343	BT16	32	-	-	-	-	NC	11	22	45
BT DA 1/4 04052018	TN0002200350	BT18	32	-	-	-	-	NC	22	33	67
BT DA 1/4 04052018	TN0002200350	BT18	32	-	-	-	-	NC	22	33	67
BT DA 1/5 10052022	TNYHLWKDE9D7	BT22	32	-	-	-	-	NC	66	126	152
BT DA 1/5 10052022	TNYHLWKDE9D7	BT22	32	-	-	-	-	NC	66	126	152
BIAT											
BIAT Da32 4/60	TN0001800465	BIA32	32	-	-	-	-	NC	-	-	-
BIAT Da32 4/60	TN0001800465	BIA32	32	-	-	-	-	NC	-	-	-
BIAT Da36 1/24	TN0001800507	BIA36	32	-	-	-	-	NC	6	15	71
BIAT Da36 1/24	TN0001800507	BIA36	32	-	-	-	-	NC	6	15	71
BIAT DA1/20 290620	TN0001800622	BIA20	32	-	-	-	-	NC	59	298	2,145
BIAT DA1/20 290620	TN0001800622	BIA20	32	-	-	-	-	NC	59	298	2,145
BIAT DA1/7 291124	TNK63R17BF70	BIA24	32	2	5	113	22.500		443	1,091	21,177
BIAT DA1/7 291124	TNK63R17BF70	BIA24	32	2	5	113	22.500		443	1,091	21,177
BNA											
BNA Da 1/10 040509	TN0003100633	BNA09	32	-	-	-	-	NC	420	2,140	3,977
BNA Da 1/10 040509	TN0003100633	BNA09	32	-	-	-	-	NC	420	2,140	3,977
BNA DA 1/10 200618	TN0003100740	BNA18	32	-	-	-	-	NC	83	276	445
BNA DA 1/10 200618	TN0003100740	BNA18	32	-	-	-	-	NC	83	276	445
BNA DA 1/55 150419	TN0003100815	BNA19	32	-	-	-	-	NC	40	701	125
BNA DA 1/55 150419	TN0003100815	BNA19	32	-	-	-	-	NC	40	701	125
BH BANK											
BQ HABITAT (Da)	TN0001900612	BHDA	32	-	-	-	-	NC	-	-	-
BQ HABITAT (Da)	TN0001900612	BHDA	32	-	-	-	-	NC	-	-	-
BH Da 1/20 150999	TN0001900679	BH12	32	-	-	-	-	NC	-	-	-
BH Da 1/20 150999	TN0001900679	BH12	32	-	-	-	-	NC	-	-	-
BH Da1/25 14022000	TN0001900711	BH14	32	-	-	-	-	NC	-	-	-
BH Da1/25 14022000	TN0001900711	BH14	32	-	-	-	-	NC	-	-	-
BHDA 1/15 28052007	TN0001900778	BHDA7	32	-	-	-	-	NC	1	2	3
BHDA 1/15 28052007	TN0001900778	BHDA7	32	-	-	-	-	NC	1	2	3
BH DA 1/3 270715	TN0001900901	BH15	32	-	-	-	-	NC	5	8	38
BH DA 1/3 270715	TN0001900901	BH15	32	-	-	-	-	NC	5	8	38
BH DA 1/5 171117	TN0001900992	BH17	32	-	-	-	-	NC	8	15	35
BH DA 1/5 171117	TN0001900992	BH17	32	-	-	-	-	NC	8	15	35
UBCI											
UBCI Da 1/6 010900	TN0002400570	UBC00	32	-	-	-	-	NC	3	3	48
UBCI Da 1/6 010900	TN0002400570	UBC00	32	-	-	-	-	NC	3	3	48
UBCI Da 3/7 010704	TN0002400646	UBC04	32	-	-	-	-	NC	1	1	34
UBCI Da 3/7 010704	TN0002400646	UBC04	32	-	-	-	-	NC	1	1	34
UBCI Da 1/2 150710	TN0002400653	UBC10	32	-	-	-	-	NC	2	2	45
UBCI Da 1/2 150710	TN0002400653	UBC10	32	-	-	-	-	NC	2	2	45
UBCI Da8/33 141013	TN0002400695	UBC13	32	-	-	-	-	NC	27	256	2,228
UBCI Da8/33 141013	TN0002400695	UBC13	32	-	-	-	-	NC	27	256	2,228
WIFAK INTERNATIONAL BANK											
WIFAK DA1/2 121015	TN0007200132	WIF15	32	-	-	-	-	NC	3	3	6
WIFAK DA1/2 121015	TN0007200132	WIF15	32	-	-	-	-	NC	3	3	6
Construction & Materials											
MPBS											
MPBS DA1/10 070717	TN0007620032	MPB17	32	-	-	-	-	NC	3	10	10
MPBS DA1/10 070717	TN0007620032	MPB17	32	-	-	-	-	NC	3	10	10
MPBS DA1/20 050718	TN0007620040	MPB18	32	-	-	-	-	NC	5	37	16
MPBS DA1/20 050718	TN0007620040	MPB18	32	-	-	-	-	NC	5	37	16
MPBS DA1/10 100719	TN0007620057	MPB19	32	-	-	-	-	NC	4	11	9
MPBS DA1/10 100719	TN0007620057	MPB19	32	-	-	-	-	NC	4	11	9
MPBS DA1/17 100820	TN0007620065	MPB20	32	-	-	-	-	NC	18	49	21
MPBS DA1/17 100820	TN0007620065	MPB20	32	-	-	-	-	NC	18	49	21
CARTHAGE CEMENT											
CC Da 1/52 201210	TN0007400039	CC10	32	-	-	-	-	NC	7	51	1
CC Da 1/52 201210	TN0007400039	CC10	32	-	-	-	-	NC	7	51	1
ESSOUKNA											
SOKNA Da1/5 020712	TN0007210032	SOK12	32	-	-	-	-	NC	-	-	-
SOKNA Da1/5 020712	TN0007210032	SOK12	32	-	-	-	-	NC	-	-	-
SOKNA Da2/5 010714	TN0007210040	SOK14	32	-	-	-	-	NC	4	9	13
SOKNA Da2/5 010714	TN0007210040	SOK14	32	-	-	-	-	NC	4	9	13
SIMPAR											
SIMPAR Da 1/5	TN0004000089	SIM01	32	-	-	-	-	NC	-	-	-
SIMPAR Da 1/5	TN0004000089	SIM01	32	-	-	-	-	NC	-	-	-
SIMPA Da1/6 010708	TN0004000105	SIM08	32	-	-	-	-	NC	1	4	38
SIMPA Da1/6 010708	TN0004000105	SIM08	32	-	-	-	-	NC	1	4	38
SIMPA Da1/7 010710	TN0004000121	SIM10	32	-	-	-	-	NC	-	-	-
SIMPA Da1/7 010710	TN0004000121	SIM10	32	-	-	-	-	NC	-	-	-
SIMPA Da1/8 020712	TN0004000147	SIM12	32	-	-	-	-	NC	1	1	5
SIMPA Da1/8 020712	TN0004000147	SIM12	32	-	-	-	-	NC	1	1	5
SIMPA DA2/9 010714	TN0004000154	SIM14	32	-	-	-	-	NC	2	8	64
SIMPA DA2/9 010714	TN0004000154	SIM14	32	-	-	-	-	NC	2	8	64
SITS											

SITSDa1/9 28/03/07	TN0007180037	SITDA	32	-	-	-	-	NC	1	14	5
SITSDa1/9 28/03/07	TN0007180037	SITDA	32	-	-	-	-	NC	1	14	5
SOMOCER											
SOMOC Da 1/7 0803	TN0006780027	SOMC3	32	-	-	-	-	NC	-	-	-
SOMOC Da 1/7 0803	TN0006780027	SOMC3	32	-	-	-	-	NC	-	-	-
SOMOC Da 1/10 0708	TN0006780043	SOMC8	32	-	-	-	-	NC	-	-	-
SOMOC Da 1/10 0708	TN0006780043	SOMC8	32	-	-	-	-	NC	-	-	-
SOMOC Da 1/20 2007	TN0006780050	SOMC9	32	-	-	-	-	NC	-	-	-
SOMOC Da 1/20 2007	TN0006780050	SOMC9	32	-	-	-	-	NC	-	-	-
SOMC Da1/10 261211	TN0006780068	SOM11	32	-	-	-	-	NC	-	-	-
SOMC Da1/10 261211	TN0006780068	SOM11	32	-	-	-	-	NC	-	-	-
SOMC Da1/45 211212	TN0006780076	SOM12	32	-	-	-	-	NC	6	155	2
SOMC Da1/45 211212	TN0006780076	SOM12	32	-	-	-	-	NC	6	155	2
SOMC Da2/35 231213	TN0006780084	SOM13	32	-	-	-	-	NC	10	92	1
SOMC Da2/35 231213	TN0006780084	SOM13	32	-	-	-	-	NC	10	92	1
SOMC DA3/37 250814	TN0006780092	SOM14	32	-	-	-	-	NC	13	76	1
SOMC DA3/37 250814	TN0006780092	SOM14	32	-	-	-	-	NC	13	76	1
SOM DA 1/23 201015	TN0006780100	SOM15	32	-	-	-	-	NC	6	27	-
SOM DA 1/23 201015	TN0006780100	SOM15	32	-	-	-	-	NC	6	27	-
Industrial Goods & Services											
ONE TECH HOLDING											
OTH DA1/2 181121	TN7F9QE5NT90	OTH21	32	-	-	-	-	NC	11	33	136
OTH DA1/2 181121	TN7F9QE5NT90	OTH21	32	-	-	-	-	NC	11	33	136
SIAME											
SIAME Da5/11	TN0006590020	SIADA	32	-	-	-	-	NC	1	3	6
SIAME Da5/11	TN0006590020	SIADA	32	-	-	-	-	NC	1	3	6
SIAME Da1/8	TN0006590087	SIAM1	32	-	-	-	-	NC	3	7	4
SIAME Da1/8	TN0006590087	SIAM1	32	-	-	-	-	NC	3	7	4
SIAM Da1/25 280704	TN0006590103	SIAD4	32	-	-	-	-	NC	3	7	1
SIAM Da1/25 280704	TN0006590103	SIAD4	32	-	-	-	-	NC	3	7	1
SIAME Da1/10	TN0006590061	SIAM4	32	-	-	-	-	NC	3	5	2
SIAME Da1/10	TN0006590061	SIAM4	32	-	-	-	-	NC	3	5	2
SIAM DA1/10 160721	TN0006590111	SIAD1	32	1	1	-	0.050		9	24	8
SIAM DA1/10 160721	TN0006590111	SIAD1	32	1	1	-	0.050		9	24	8
SOTUVER											
SOTUVER Da 1/24	TN0006560023	STVDA	32	-	-	-	-	NC	-	-	-
SOTUVER Da 1/24	TN0006560023	STVDA	32	-	-	-	-	NC	-	-	-
STV Da 1/25 010700	TN0006560049	STV00	32	-	-	-	-	NC	-	-	-
STV Da 1/25 010700	TN0006560049	STV00	32	-	-	-	-	NC	-	-	-
SOTUVER Da 3/34	TN0006560064	STV01	32	-	-	-	-	NC	3	30	255
SOTUVER Da 3/34	TN0006560064	STV01	32	-	-	-	-	NC	3	30	255
STV02 3/10 010102	TN0006560098	STV02	32	-	-	-	-	NC	-	-	-
STV02 3/10 010102	TN0006560098	STV02	32	-	-	-	-	NC	-	-	-
STV Da10/31 160712	TN0006560148	STV12	32	-	-	-	-	NC	6	47	750
STV Da10/31 160712	TN0006560148	STV12	32	-	-	-	-	NC	6	47	750
SOTUV Da1/7 180713	TN0006560155	STV13	32	-	-	-	-	NC	9	19	64
SOTUV Da1/7 180713	TN0006560155	STV13	32	-	-	-	-	NC	9	19	64
SOTUV DA3/41 10714	TN0006560189	STV14	32	-	-	-	-	NC	12	67	123
SOTUV DA3/41 10714	TN0006560189	STV14	32	-	-	-	-	NC	12	67	123
STV DA 3/40 200715	TN0006560197	STV15	32	-	-	-	-	NC	21	139	277
STV DA 3/40 200715	TN0006560197	STV15	32	-	-	-	-	NC	21	139	277
STV DA2/23 4122017	TN0006560221	STV17	32	-	-	-	-	NC	19	77	163
STV DA2/23 4122017	TN0006560221	STV17	32	-	-	-	-	NC	19	77	163
SOTUV DA7/32 91020	TN0006560247	STV20	32	-	-	-	-	NC	133	1,212	5,196
SOTUV DA7/32 91020	TN0006560247	STV20	32	-	-	-	-	NC	133	1,212	5,196
STV DA2/11 280722	TNXI9LTW0FO7	STV22	32	-	-	-	-	NC	215	1,139	3,024
STV DA2/11 280722	TNXI9LTW0FO7	STV22	32	-	-	-	-	NC	215	1,139	3,024
Chemicals											
AIR LIQUIDE TUNISIE											
AIR LIQ Da1/4 0999	TN0002300366	ALQDA	32	-	-	-	-	NC	1	1	220
AIR LIQ Da1/4 0999	TN0002300366	ALQDA	32	-	-	-	-	NC	1	1	220
AIR LIQ Da1/6 0601	TN0002300374	ALQ01	32	-	-	-	-	NC	-	-	-
AIR LIQ Da1/6 0601	TN0002300374	ALQ01	32	-	-	-	-	NC	-	-	-
ALQ Da1/6 (160902)	TN0002300390	ALQ02	32	-	-	-	-	NC	4	5	425
ALQ Da1/6 (160902)	TN0002300390	ALQ02	32	-	-	-	-	NC	4	5	425
AIR LIQ Da1/8 0903	TN0002300408	ALQ03	32	-	-	-	-	NC	4	8	480
AIR LIQ Da1/8 0903	TN0002300408	ALQ03	32	-	-	-	-	NC	4	8	480
ALQ Da1/10 7/09/04	TN0002300416	ALQ04	32	-	-	-	-	NC	6	12	455
ALQ Da1/10 7/09/04	TN0002300416	ALQ04	32	-	-	-	-	NC	6	12	455
ALQDa1/12 06/09/05	TN0002300424	ALQ05	32	-	-	-	-	NC	2	3	129
ALQDa1/12 06/09/05	TN0002300424	ALQ05	32	-	-	-	-	NC	2	3	129
ALQ Da1/12 070906	TN0002300432	ALQ06	32	-	-	-	-	NC	3	5	173
ALQ Da1/12 070906	TN0002300432	ALQ06	32	-	-	-	-	NC	3	5	173
ALQ Da 1/12 0907	TN0002300440	ALQ07	32	-	-	-	-	NC	6	8	269
ALQ Da 1/12 0907	TN0002300440	ALQ07	32	-	-	-	-	NC	6	8	269
AL Da 1/11 030908	TN0002300457	ALQ08	32	-	-	-	-	NC	5	8	225
AL Da 1/11 030908	TN0002300457	ALQ08	32	-	-	-	-	NC	5	8	225
AL Da 1/12 030909	TN0002300465	ALQ09	32	-	-	-	-	NC	7	14	357
AL Da 1/12 030909	TN0002300465	ALQ09	32	-	-	-	-	NC	7	14	357

ALQ Da 1/11 060910	TN0002300473	ALQ10	32	-	-	-	-	NC	3	8	209
ALQ Da 1/11 060910	TN0002300473	ALQ10	32	-	-	-	-	NC	3	8	209
ALQ Da 1/11 050911	TN0002300481	ALQ11	32	-	-	-	-	NC	5	12	316
ALQ Da 1/11 050911	TN0002300481	ALQ11	32	-	-	-	-	NC	5	12	316
ALQ Da 1/15 030912	TN0002300499	ALQ12	32	-	-	-	-	NC	5	18	350
ALQ Da 1/15 030912	TN0002300499	ALQ12	32	-	-	-	-	NC	5	18	350
ALQ Da 1/11 020913	TN0002300507	ALQ13	32	-	-	-	-	NC	1	1	26
ALQ Da 1/11 020913	TN0002300507	ALQ13	32	-	-	-	-	NC	1	1	26
ALQ DA 1/12 150914	TN0002300515	ALQ14	32	-	-	-	-	NC	4	14	256
ALQ DA 1/12 150914	TN0002300515	ALQ14	32	-	-	-	-	NC	4	14	256
ALQ DA 1/25 070915	TN0002300523	ALQ15	32	-	-	-	-	NC	6	23	208
ALQ DA 1/25 070915	TN0002300523	ALQ15	32	-	-	-	-	NC	6	23	208
ALQ DA 1/28 050916	TN0002300531	ALQ16	32	-	-	-	-	NC	9	37	256
ALQ DA 1/28 050916	TN0002300531	ALQ16	32	-	-	-	-	NC	9	37	256
ALQ DA 1/31 250917	TN0002300549	ALQ17	32	-	-	-	-	NC	5	16	96
ALQ DA 1/31 250917	TN0002300549	ALQ17	32	-	-	-	-	NC	5	16	96
ALQ DA 1/30 161018	TN0002300556	ALQ18	32	-	-	-	-	NC	6	32	203
ALQ DA 1/30 161018	TN0002300556	ALQ18	32	-	-	-	-	NC	6	32	203
ALQ DA 1/16 160919	TN0002300564	ALQ19	32	-	-	-	-	NC	1	13	173
ALQ DA 1/16 160919	TN0002300564	ALQ19	32	-	-	-	-	NC	1	13	173
ALQ DA 1/45 201120	TN0002300572	ALQ20	32	-	-	-	-	NC	4	23	86
ALQ DA 1/45 201120	TN0002300572	ALQ20	32	-	-	-	-	NC	4	23	86
ALKIMIA											
ALKIM Da	TN0003800711	ALKDA	32	-	-	-	-	NC	-	-	-
ALKIM Da	TN0003800711	ALKDA	32	-	-	-	-	NC	-	-	-
ALKIM Da 04	TN0003800729	ALK04	32	-	-	-	-	NC	3	4	6
ALKIM Da 04	TN0003800729	ALK04	32	-	-	-	-	NC	3	4	6
ALK Da 1/10 240603	TN0003800737	ALK03	32	-	-	-	-	NC	3	8	10
ALK Da 1/10 240603	TN0003800737	ALK03	32	-	-	-	-	NC	3	8	10
ALKNSLIB1/4j010123	TNPIK1R13738	ALK24	32	-	-	-	-	NC	-	-	-
ALKNSLIB1/4j010123	TNPIK1R13738	ALK24	32	-	-	-	-	NC	-	-	-
Retail											
ARTES											
ARTES Da1/4 230712	TN0007300023	ART12	32	-	-	-	-	NC	-	-	-
ARTES Da1/4 230712	TN0007300023	ART12	32	-	-	-	-	NC	-	-	-
ARTES Da1/5 040313	TN0007300031	ART13	32	-	-	-	-	NC	-	-	-
ARTES Da1/5 040313	TN0007300031	ART13	32	-	-	-	-	NC	-	-	-
CITY CARS											
CITY DA1/3 230919	TN0007550023	CTY19	32	-	-	-	-	NC	13	16	126
CITY DA1/3 230919	TN0007550023	CTY19	32	-	-	-	-	NC	13	16	126
SMART TUNISIE											
SMART DA1/5 070623	TN7IDY8X60S8	SMT23	32	-	-	-	-	NC	39	78	316
SMART DA1/5 070623	TN7IDY8X60S8	SMT23	32	-	-	-	-	NC	39	78	316
SMART DA1/6 111124	TN7PHUMS9GW2	SMT24	32	-	-	-	-	NC	63	163	521
SMART DA1/6 111124	TN7PHUMS9GW2	SMT24	32	-	-	-	-	NC	63	163	521
MAGASIN GENERAL											
MAG GEN Da 1/2	TN0006440028	MGDA4	32	-	-	-	-	NC	-	-	-
MAG GEN Da 1/2	TN0006440028	MGDA4	32	-	-	-	-	NC	-	-	-
MONOPRIX											
MONOPRIX Da	TN0001000116	MNPDA	32	-	-	-	-	NC	2	5	12
MONOPRIX Da	TN0001000116	MNPDA	32	-	-	-	-	NC	2	5	12
MNP Da 1/2 100611	TN0001000124	MNP11	32	-	-	-	-	NC	3	3	17
MNP Da 1/2 100611	TN0001000124	MNP11	32	-	-	-	-	NC	3	3	17
MNP Da 1/5 040612	TN0001000132	MNP12	32	-	-	-	-	NC	1	1	2
MNP Da 1/5 040612	TN0001000132	MNP12	32	-	-	-	-	NC	1	1	2
MNP Da 1/5 160615	TN0001000140	MNP15	32	-	-	-	-	NC	22	30	38
MNP Da 1/5 160615	TN0001000140	MNP15	32	-	-	-	-	NC	22	30	38
SOTUMAG											
MGR Da1/3 050710	TN0006580021	MGR10	32	-	-	-	-	NC	1	1	3
MGR Da1/3 050710	TN0006580021	MGR10	32	-	-	-	-	NC	1	1	3
MGR DA 1/10 201217	TN0006580039	MGR17	32	-	-	-	-	NC	2	4	3
MGR DA 1/10 201217	TN0006580039	MGR17	32	-	-	-	-	NC	2	4	3
Basic materials											
TPR											
Da TPR 11/149 2006	TN0007270036	TPR08	32	1	1	2	1.900		7	247	422
Da TPR 11/149 2006	TN0007270036	TPR08	32	1	1	2	1.900		7	247	422
TPR Da 1/8 200509	TN0007270044	TPR09	32	-	-	-	-	NC	3	6	17
TPR Da 1/8 200509	TN0007270044	TPR09	32	-	-	-	-	NC	3	6	17
TPR Da 1/36 250510	TN0007270051	TPR10	32	-	-	-	-	NC	3	10	6
TPR Da 1/36 250510	TN0007270051	TPR10	32	-	-	-	-	NC	3	10	6
TPR Da 5/37 150611	TN0007270069	TPR11	32	-	-	-	-	NC	17	94	229
TPR Da 5/37 150611	TN0007270069	TPR11	32	-	-	-	-	NC	17	94	229
TPR Da 1/21 250612	TN0007270077	TPR12	32	-	-	-	-	NC	9	85	41
TPR Da 1/21 250612	TN0007270077	TPR12	32	-	-	-	-	NC	9	85	41
TPR Da 1/44 250613	TN0007270085	TPR13	32	-	-	-	-	NC	20	164	44
TPR Da 1/44 250613	TN0007270085	TPR13	32	-	-	-	-	NC	20	164	44
TPR DA 1/9 260716	TN0007270093	TPR16	32	-	-	-	-	NC	9	21	26
TPR DA 1/9 260716	TN0007270093	TPR16	32	-	-	-	-	NC	9	21	26
Oil & Gas											

SOTRAPIL												
STPIL Da1/10 0703	TN0006660021	SPL3	32	-	-	-	-	NC	5	13	44	
STPIL Da1/10 0703	TN0006660021	SPL3	32	-	-	-	-	NC	5	13	44	
STPILDA0807 1/10	TN0006660039	SPL7	32	-	-	-	-	NC	-	-	-	
STPILDA0807 1/10	TN0006660039	SPL7	32	-	-	-	-	NC	-	-	-	
STPIL Da1/25301208	TN0006660047	SPL8	32	-	-	-	-	NC	14	115	132	
STPIL Da1/25301208	TN0006660047	SPL8	32	-	-	-	-	NC	14	115	132	
STPIL Da1/20 02712	TN0006660054	SPL12	32	-	-	-	-	NC	11	44	64	
STPIL Da1/20 02712	TN0006660054	SPL12	32	-	-	-	-	NC	11	44	64	
STPIL Da1/33 01713	TN0006660062	SPL13	32	-	-	-	-	NC	20	186	170	
STPIL Da1/33 01713	TN0006660062	SPL13	32	-	-	-	-	NC	20	186	170	
STPIL DA1/17 20614	TN0006660070	SPL14	32	-	-	-	-	NC	23	93	155	
STPIL DA1/17 20614	TN0006660070	SPL14	32	-	-	-	-	NC	23	93	155	
STPL DA1/32 180615	TN0006660088	SPL15	32	-	-	-	-	NC	28	300	256	
STPL DA1/32 180615	TN0006660088	SPL15	32	-	-	-	-	NC	28	300	256	
STPIL DA1/39 01716	TN0006660096	SPL16	32	-	-	-	-	NC	21	199	148	
STPIL DA1/39 01716	TN0006660096	SPL16	32	-	-	-	-	NC	21	199	148	
STPILDA1/56 300617	TN0006660104	SPL17	32	-	-	-	-	NC	30	377	165	
STPILDA1/56 300617	TN0006660104	SPL17	32	-	-	-	-	NC	30	377	165	
STPILDA1/39 290618	TN0006660112	SPL18	32	-	-	-	-	NC	37	445	278	
STPILDA1/39 290618	TN0006660112	SPL18	32	-	-	-	-	NC	37	445	278	
Personal & Household Goods												
EURO-CYCLES												
ECYCL DA1/2 010616	TN0007570021	ECY16	32	-	-	-	-	NC	2	2	18	
ECYCL DA1/2 010616	TN0007570021	ECY16	32	-	-	-	-	NC	2	2	18	
ECYC DA1/10 010719	TN0007570039	ECY19	32	-	-	-	-	NC	8	12	14	
ECYC DA1/10 010719	TN0007570039	ECY19	32	-	-	-	-	NC	8	12	14	
ECYC DA1/10 040822	TNUTSNMT2ET9	ECY22	32	-	-	-	-	NC	46	107	124	
ECYC DA1/10 040822	TNUTSNMT2ET9	ECY22	32	-	-	-	-	NC	46	107	124	
ATELIER MEUBLE INTERIEURS												
SAM DA 1/10 280717	TN0007740020	SAM17	32	-	-	-	-	NC	3	5	4	
SAM DA 1/10 280717	TN0007740020	SAM17	32	-	-	-	-	NC	3	5	4	
SAM DA 1/5 300920	TN0007740038	SAM20	32	-	-	-	-	NC	1	1	1	
SAM DA 1/5 300920	TN0007740038	SAM20	32	-	-	-	-	NC	1	1	1	
SAM DA 8/85 241125	TNLPW5AW8TJ4	SAM25	32	-	-	-	-	NC	223	9,533	3,934	
SAM DA 8/85 241125	TNLPW5AW8TJ4	SAM25	32	-	-	-	-	NC	223	9,533	3,934	
Société d'Articles Hygiéniques												
SAH DA 1/7 050814	TN0007610025	SAH14	32	2	2	8	4.010		12	19	66	
SAH DA 1/7 050814	TN0007610025	SAH14	32	2	2	8	4.010		12	19	66	
SAH DA 1/20 050914	TN0007610033	SAH42	32	-	-	-	-	NC	9	32	36	
SAH DA 1/20 050914	TN0007610033	SAH42	32	-	-	-	-	NC	9	32	36	
SAH Da 1/5 230615	TN0007610041	SAH15	32	2	2	7	3.510		3	3	12	
SAH Da 1/5 230615	TN0007610041	SAH15	32	2	2	7	3.510		3	3	12	
SAH DA 1/14 250117	TN0007610058	SAH17	32	2	2	2	1.150		7	14	18	
SAH DA 1/14 250117	TN0007610058	SAH17	32	2	2	2	1.150		7	14	18	
SAH DA 1/17 070717	TN0007610066	SAH72	32	3	13	13	1.000		11	42	42	
SAH DA 1/17 070717	TN0007610066	SAH72	32	3	13	13	1.000		11	42	42	
SAH DA 1/14 131217	TN0007610074	SAH73	32	3	7	8	1.200		4	8	10	
SAH DA 1/14 131217	TN0007610074	SAH73	32	3	7	8	1.200		4	8	10	
SAH DA 1/14 010818	TN0007610082	SAH18	32	-	-	-	-	NC	19	86	111	
SAH DA 1/14 010818	TN0007610082	SAH18	32	-	-	-	-	NC	19	86	111	
SAH DA 1/18 031218	TN0007610090	SAH82	32	1	1	1	0.510		35	196	197	
SAH DA 1/18 031218	TN0007610090	SAH82	32	1	1	1	0.510		35	196	197	
SAH DA1/4 22082022	TNZTIVM7NY78	SAH22	32	3	70	249	3.560		166	780	2,169	
SAH DA1/4 22082022	TNZTIVM7NY78	SAH22	32	3	70	249	3.560		166	780	2,169	
SAH DA 1/35 010823	TNG73XSR2TO7	SAH23	32	2	3	1	0.390		403	4,535	1,677	
SAH DA 1/35 010823	TNG73XSR2TO7	SAH23	32	2	3	1	0.390		403	4,535	1,677	
NEW BODY LINE												
NBL Da1/45 161213	TN0007540032	NBL13	32	-	-	-	-	NC	17	206	23	
NBL Da1/45 161213	TN0007540032	NBL13	32	-	-	-	-	NC	17	206	23	
NBL DA 1/10 280717	TN0007540040	NBL17	32	-	-	-	-	NC	9	18	9	
NBL DA 1/10 280717	TN0007540040	NBL17	32	-	-	-	-	NC	9	18	9	
OFFICE PLAST												
PLAST DA1/4 161216	TN0007700032	PLS16	32	-	-	-	-	NC	6	10	3	
PLAST DA1/4 161216	TN0007700032	PLS16	32	-	-	-	-	NC	6	10	3	
PLA DA3/100 231020	TN0007700065	PLA20	32	-	-	-	-	NC	12	428	7	
PLA DA3/100 231020	TN0007700065	PLA20	32	-	-	-	-	NC	12	428	7	
PLA DA7/103 190721	TN0007700081	PLA21	32	-	-	-	-	NC	18	1,283	69	
PLA DA7/103 190721	TN0007700081	PLA21	32	-	-	-	-	NC	18	1,283	69	
PLAST DA1/5 190722	TN2H8I4G16F8	PLA22	32	-	-	-	-	NC	18	414	48	
PLAST DA1/5 190722	TN2H8I4G16F8	PLA22	32	-	-	-	-	NC	18	414	48	
Health Care												
UNITE DE FABRICATION DE MEDICAMENTS												
UMED D76/509 26716	TN0007720022	UMD16	32	-	-	-	-	NC	24	424	612	
UMED D76/509 26716	TN0007720022	UMD16	32	-	-	-	-	NC	24	424	612	
UMD DA11/117 40817	TN0007720030	UMD17	32	-	-	-	-	NC	25	6,814	3,601	
UMD DA11/117 40817	TN0007720030	UMD17	32	-	-	-	-	NC	25	6,814	3,601	
Financial Services												
ATL												

ATL Da 1/5 290808	TN0004700266	ATL08	32	-	-	-	-	NC	2	4	8
ATL Da 1/5 290808	TN0004700266	ATL08	32	-	-	-	-	NC	2	4	8
ATL Da 2/17 261112	TN0004700472	ATL12	32	-	-	-	-	NC	11	54	55
ATL Da 2/17 261112	TN0004700472	ATL12	32	-	-	-	-	NC	11	54	55
ATTIJARI LEASING											
ATTIJARI LS ROMPU	TN0006610141	TJLR	32	-	-	-	-	NC	-	-	-
ATTIJARI LS ROMPU	TN0006610141	TJLR	32	-	-	-	-	NC	-	-	-
TJL DA 3/17 210717	TN0006610448	TJL17	32	-	-	-	-	NC	17	428	2,410
TJL DA 3/17 210717	TN0006610448	TJL17	32	-	-	-	-	NC	17	428	2,410
BH LEASING											
ML DA 1/4 250515	TN0006720072	ML15	32	2	5	5	0.910		13	16	12
ML DA 1/4 250515	TN0006720072	ML15	32	2	5	5	0.910		13	16	12
CIL											
CIL DA 2007 1/4	TN0004201042	CIL07	32	-	-	-	-	NC	-	-	-
CIL DA 2007 1/4	TN0004201042	CIL07	32	-	-	-	-	NC	-	-	-
CIL Da 1/5 301208	TN0004201117	CIL08	32	-	-	-	-	NC	-	-	-
CIL Da 1/5 301208	TN0004201117	CIL08	32	-	-	-	-	NC	-	-	-
CIL Da 1/3 110610	TN0004201216	CIL10	32	-	-	-	-	NC	4	6	111
CIL Da 1/3 110610	TN0004201216	CIL10	32	-	-	-	-	NC	4	6	111
CIL Da 1/4 030611	TN0004201281	CIL11	32	-	-	-	-	NC	3	3	18
CIL Da 1/4 030611	TN0004201281	CIL11	32	-	-	-	-	NC	3	3	18
CIL DA2/5 15052023	TNEOEJK4P2R7	CIL23	32	-	-	-	-	NC	1	1	5
CIL DA2/5 15052023	TNEOEJK4P2R7	CIL23	32	-	-	-	-	NC	1	1	5
HANNIBAL LEASE											
HL DA 1/10 180817	TN0007310378	HL17	32	-	-	-	-	NC	2	2	2
HL DA 1/10 180817	TN0007310378	HL17	32	-	-	-	-	NC	2	2	2
HL DA37/100 090720	TN0007310519	HL20	32	-	-	-	-	NC	13	267	619
HL DA37/100 090720	TN0007310519	HL20	32	-	-	-	-	NC	13	267	619
SPDIT - SICAF											
SPDIT Da 1/24 3512	TN0001400720	SPD12	32	-	-	-	-	NC	4	28	18
SPDIT Da 1/24 3512	TN0001400720	SPD12	32	-	-	-	-	NC	4	28	18
TUNISIE LEASING ET FACTORING											
TUN. LEAS. (Da 10)	TN0002100915	TLSDA	32	-	-	-	-	NC	-	-	-
TUN. LEAS. (Da 10)	TN0002100915	TLSDA	32	-	-	-	-	NC	-	-	-
TLS Da 1/4	TN0002100956	TLD01	32	-	-	-	-	NC	-	-	-
TLS Da 1/4	TN0002100956	TLD01	32	-	-	-	-	NC	-	-	-
TLS Da 1/5(021202)	TN0002100980	TLS02	32	-	-	-	-	NC	-	-	-
TLS Da 1/5(021202)	TN0002100980	TLS02	32	-	-	-	-	NC	-	-	-
TLS Da 1/6(181203)	TN0002101012	TLS03	32	-	-	-	-	NC	2	3	27
TLS Da 1/6(181203)	TN0002101012	TLS03	32	-	-	-	-	NC	2	3	27
TLS Da 1/7(061204)	TN0002101061	TLS04	32	-	-	-	-	NC	-	-	-
TLS Da 1/7(061204)	TN0002101061	TLS04	32	-	-	-	-	NC	-	-	-
TLS Da1/55(010307)	TN0002101152	TLS07	32	-	-	-	-	NC	-	-	-
TLS Da1/55(010307)	TN0002101152	TLS07	32	-	-	-	-	NC	-	-	-
TLS Da 1/56 030308	TN0002101210	TLS08	32	-	-	-	-	NC	6	90	85
TLS Da 1/56 030308	TN0002101210	TLS08	32	-	-	-	-	NC	6	90	85
TLS Da 1/57 020309	TN0002101319	TLS09	32	-	-	-	-	NC	5	30	21
TLS Da 1/57 020309	TN0002101319	TLS09	32	-	-	-	-	NC	5	30	21
TLS Da 1/68 301209	TN0002101392	TLS92	32	-	-	-	-	NC	14	96	34
TLS Da 1/68 301209	TN0002101392	TLS92	32	-	-	-	-	NC	14	96	34
TLS Da 1/69 010210	TN0002101400	TLS10	32	-	-	-	-	NC	18	153	86
TLS Da 1/69 010210	TN0002101400	TLS10	32	-	-	-	-	NC	18	153	86
TLS Da 3/80 010213	TN0002101590	TLS13	32	-	-	-	-	NC	21	240	345
TLS Da 3/80 010213	TN0002101590	TLS13	32	-	-	-	-	NC	21	240	345
TL DA3/83 10022014	TN0002101749	TLS14	32	-	-	-	-	NC	31	466	637
TL DA3/83 10022014	TN0002101749	TLS14	32	-	-	-	-	NC	31	466	637
TL DA2/43 02022015	TN0002101814	TLS15	32	-	-	-	-	NC	18	152	262
TL DA2/43 02022015	TN0002101814	TLS15	32	-	-	-	-	NC	18	152	262
TLS DA1/23 010719	TN0002102044	TLS19	32	-	-	-	-	NC	38	255	416
TLS DA1/23 010719	TN0002102044	TLS19	32	-	-	-	-	NC	38	255	416
Technology											
TELNET HOLDING											
TLN DA 1/10 010719	TN0007440035	TLN19	32	-	-	-	-	NC	9	29	23
TLN DA 1/10 010719	TN0007440035	TLN19	32	-	-	-	-	NC	9	29	23
Telecommunications											
SOTETEL											
SOTETEL Da1/6	TN0006530059	SOT01	32	-	-	-	-	NC	1	2	4
SOTETEL Da1/6	TN0006530059	SOT01	32	-	-	-	-	NC	1	2	4
SOT Da 1/5 010102	TN0006530067	SOT02	32	-	-	-	-	NC	-	-	-
SOT Da 1/5 010102	TN0006530067	SOT02	32	-	-	-	-	NC	-	-	-
SOT Da 1/5 010703	TN0006530075	SOT03	32	-	-	-	-	NC	-	-	-
SOT Da 1/5 010703	TN0006530075	SOT03	32	-	-	-	-	NC	-	-	-
SOT Da 1/10 150704	TN0006530083	SOT04	32	-	-	-	-	NC	-	-	-
SOT Da 1/10 150704	TN0006530083	SOT04	32	-	-	-	-	NC	-	-	-
SOT Da1/22 010906	TN0006530091	SOT06	32	-	-	-	-	NC	1	7	2
SOT Da1/22 010906	TN0006530091	SOT06	32	-	-	-	-	NC	1	7	2
Travel & Leisure											
TUNISAIR											
TUNISAIR - Da 01	TN0001200419	TAIDA	32	-	-	-	-	NC	-	-	-

TUNISAIR - Da 01	TN0001200419	TAI01	32	-	-	-	-	NC	-	-	-
TUNISAIR - Da 04	TN0001200468	TAI04	32	-	-	-	-	NC	2	10	-
TUNISAIR - Da 04	TN0001200468	TAI04	32	-	-	-	-	NC	2	10	-
TAIR Da1/10 010799	TN0001200476	TAI09	32	-	-	-	-	NC	1	4	-
TAIR Da1/10 010799	TN0001200476	TAI09	32	-	-	-	-	NC	1	4	-
TAIR Da1/10 030700	TN0001200492	TAI00	32	-	-	-	-	NC	3	8	-
TAIR Da1/10 030700	TN0001200492	TAI00	32	-	-	-	-	NC	3	8	-
TUNISAIR Da 1/10	TN0001200518	TAI01	32	-	-	-	-	NC	4	67	1
TUNISAIR Da 1/10	TN0001200518	TAI01	32	-	-	-	-	NC	4	67	1
TAIR Da1/22 310806	TN0001200534	TAI06	32	-	-	-	-	NC	5	90	2
TAIR Da1/22 310806	TN0001200534	TAI06	32	-	-	-	-	NC	5	90	2
TAIR Da 1/5 010908	TN0001200542	TAI08	32	-	-	-	-	NC	9	40	1
TAIR Da 1/5 010908	TN0001200542	TAI08	32	-	-	-	-	NC	9	40	1
TAIR Da1/11 170709	TN0001200567	TAI09	32	-	-	-	-	NC	8	74	1
TAIR Da1/11 170709	TN0001200567	TAI09	32	-	-	-	-	NC	8	74	1
Total				54	262	1,324			10,914	98,626	517,643

Instruments – Bonds

Titres émis par l'Etat

Trading session of 06/05/2026													Year 2026			
Company	ISIN code	Mnemonic	Group	Unit	Trades	Volume	Value (TND)	Closing Price	Daily change	Indicator	Open	Trades	Volume	Value (TND)		
BTA 6.3% Oct 2026	TN0008000580	B1026		21 %	-	-	-	98.000	0.00%	NC	98.000	-	-	-		
BTA 6.3% Oct 2026	TN0008000580	B1026		21 %	-	-	-	98.000	0.00%	NC	98.000	-	-	-		
BTA 6.7% Avril 2028	TN0008000606	B0428		21 %	-	-	-	93.100	0.00%	NC	93.100	-	-	-		
BTA 6.7% Avril 2028	TN0008000606	B0428		21 %	-	-	-	93.100	0.00%	NC	93.100	-	-	-		
BTA 7,5% Juil 2032	TN0008000663	B0732		21 %	-	-	-	97.000	0.00%	NC	97.000	-	-	-		
BTA 7,5% Juil 2032	TN0008000663	B0732		21 %	-	-	-	97.000	0.00%	NC	97.000	-	-	-		
BTA 7% Juil 2028	TN0008000697	B0728		21 %	-	-	-	90.500	0.00%	NC	90.500	-	-	-		
BTA 7% Juil 2028	TN0008000697	B0728		21 %	-	-	-	90.500	0.00%	NC	90.500	-	-	-		
BTA 7,2% Fev 2027	TN0008000721	B0227		21 %	-	-	-	99.560	0.00%	NC	97.590	14	9,920	10,389,157		
BTA 7,2% Fev 2027	TN0008000721	B0227		21 %	-	-	-	99.560	0.00%	NC	97.590	14	9,920	10,389,157		
BTA 7,4% Fev 2030	TN0008000739	B0230		21 %	-	-	-	95.560	0.00%	NC	93.450	8	544	525,748		
BTA 7,4% Fev 2030	TN0008000739	B0230		21 %	-	-	-	95.560	0.00%	NC	93.450	8	544	525,748		
BTA 7,2% Mai 2027	TN0008000747	B0527		21 %	-	-	-	99.030	0.00%	NC	96.510	7	409	429,343		
BTA 7,2% Mai 2027	TN0008000747	B0527		21 %	-	-	-	99.030	0.00%	NC	96.510	7	409	429,343		
BTA 8% Nov 2030	TN0008000762	B1130		21 %	-	-	-	97.000	0.00%	NC	97.000	-	-	-		
BTA 8% Nov 2030	TN0008000762	B1130		21 %	-	-	-	97.000	0.00%	NC	97.000	-	-	-		
BTA 7,3% Dec 2027	TN0008000770	B1227		21 %	-	-	-	91.050	0.00%	NC	91.050	-	-	-		
BTA 7,3% Dec 2027	TN0008000770	B1227		21 %	-	-	-	91.050	0.00%	NC	91.050	-	-	-		
BTA 7,5% Janv 2028	TN0008000796	B0128		21 %	-	-	-	100.000	0.00%	NC	100.000	-	-	-		
BTA 7,5% Janv 2028	TN0008000796	B0128		21 %	-	-	-	100.000	0.00%	NC	100.000	-	-	-		
BTA 8% Mars 2033	TN0008000804	B0333		21 %	-	-	-	100.000	0.00%	NC	100.000	-	-	-		
BTA 8% Mars 2033	TN0008000804	B0333		21 %	-	-	-	100.000	0.00%	NC	100.000	-	-	-		
BTA 6,6% Mars 2027	TN0008000655	B0327		21 %	-	-	-	98.960	0.00%	NC	97.100	2	316	321,768		
BTA 6,6% Mars 2027	TN0008000655	B0327		21 %	-	-	-	98.960	0.00%	NC	97.100	2	316	321,768		
BTA 7,5% Dec 2028	TN0008000812	B1228		21 %	-	-	-	94.720	0.00%	NC	94.720	-	-	-		
BTA 7,5% Dec 2028	TN0008000812	B1228		21 %	-	-	-	94.720	0.00%	NC	94.720	-	-	-		
E NAT 2021 8,80% B	TN0008000838	NB26		21 %	-	-	-	100.310	0.00%	NC	100.000	2	65,000	6,938,348		
E NAT 2021 8,80% B	TN0008000838	NB26		21 %	-	-	-	100.310	0.00%	NC	100.000	2	65,000	6,938,348		
E NAT 2021 8,90% C	TN0008000846	NC28		21 %	-	-	-	93.000	0.00%	NC	93.000	-	-	-		
E NAT 2021 8,90% C	TN0008000846	NC28		21 %	-	-	-	93.000	0.00%	NC	93.000	-	-	-		
ENAT2021 8,70%A PP	TN0008000820	NA26		21 %	-	-	-	100.000	0.00%	NC	97.500	4	157,585	841,609		
ENAT2021 8,70%A PP	TN0008000820	NA26		21 %	-	-	-	100.000	0.00%	NC	97.500	4	157,585	841,609		
ENAT2 2021 8,80% B	TN0008000895	NB226		21 %	-	-	-	100.000	0.00%	NC	100.000	-	-	-		
ENAT2 2021 8,80% B	TN0008000895	NB226		21 %	-	-	-	100.000	0.00%	NC	100.000	-	-	-		
ENAT2 2021 8,90% C	TN0008000903	NC228		21 %	-	-	-	95.000	0.00%	NC	95.000	1	6	5,957		
ENAT2 2021 8,90% C	TN0008000903	NC228		21 %	-	-	-	95.000	0.00%	NC	95.000	1	6	5,957		
ENAT2 HASSAN21 APP	TN0008000853	NH226		21 %	-	-	-	100.000	0.00%	NC	100.000	-	-	-		
ENAT2 HASSAN21 APP	TN0008000853	NH226		21 %	-	-	-	100.000	0.00%	NC	100.000	-	-	-		
ENAT2021 8,70%A PP	TN0008000887	NA226		21 %	-	-	-	100.410	0.00%	NC	97.000	2	2,200	11,614		
ENAT2021 8,70%A PP	TN0008000887	NA226		21 %	-	-	-	100.410	0.00%	NC	97.000	2	2,200	11,614		
ENAT3 2021 8,80% B	TNYZO6UGUZ33	NB3F6		21 %	-	-	-	100.000	0.00%	NC	94.500	2	4,050	417,386		
ENAT3 2021 8,80% B	TNYZO6UGUZ33	NB3F6		21 %	-	-	-	100.000	0.00%	NC	94.500	2	4,050	417,386		
ENAT3 2021 8,90% C	TN3QL5M1QLW6	NC3F8		21 %	-	-	-	100.000	0.00%	NC	100.000	-	-	-		
ENAT3 2021 8,90% C	TN3QL5M1QLW6	NC3F8		21 %	-	-	-	100.000	0.00%	NC	100.000	-	-	-		
ENAT3 HASSAN2021 B	TNVSDML2VYJ5	NHB36		21 %	-	-	-	100.000	0.00%	NC	100.000	-	-	-		
ENAT3 HASSAN2021 B	TNVSDML2VYJ5	NHB36		21 %	-	-	-	100.000	0.00%	NC	100.000	-	-	-		
ENAT3 HASSAN2021 C	TNJQ3VIAM1R9	NHC38		21 %	-	-	-	100.000	0.00%	NC	100.000	-	-	-		
ENAT3 HASSAN2021 C	TNJQ3VIAM1R9	NHC38		21 %	-	-	-	100.000	0.00%	NC	100.000	-	-	-		
ENAT32021 8,70%A PP	TNZBXQU5RZ91	NA3F6		21 %	-	-	-	95.000	0.00%	NC	97.000	6	2,208	11,147		
ENAT32021 8,70%A PP	TNZBXQU5RZ91	NA3F6		21 %	-	-	-	95.000	0.00%	NC	97.000	6	2,208	11,147		
ENT32021T+2,45%A PP	TNSUXW7EBUQ0	NA3V6		21 %	-	-	-	95.000	0.00%	NC	95.000	-	-	-		
ENT32021T+2,45%A PP	TNSUXW7EBUQ0	NA3V6		21 %	-	-	-	95.000	0.00%	NC	95.000	-	-	-		
ENAT3 HASSAN21 APP	TNE5I87AYZT5	NHA36		21 %	-	-	-	100.000	0.00%	NC	100.000	-	-	-		
ENAT3 HASSAN21 APP	TNE5I87AYZT5	NHA36		21 %	-	-	-	100.000	0.00%	NC	100.000	-	-	-		
ENAT32021 T+2,55%B	TN5QHYZ8T348	NB3V6		21 %	-	-	-	100.000	0.00%	NC	100.000	-	-	-		
ENAT32021 T+2,55%B	TN5QHYZ8T348	NB3V6		21 %	-	-	-	100.000	0.00%	NC	100.000	-	-	-		
ENAT32021 T+2,65%C	TNJP2LP1CVE1	NC3V8		21 %	-	-	-	100.000	0.00%	NC	100.000	-	-	-		
ENAT32021 T+2,65%C	TNJP2LP1CVE1	NC3V8		21 %	-	-	-	100.000	0.00%	NC	100.000	-	-	-		
ENAT1 2022 A 8,80%	TNPSLOPEJVO7	NAF27		21 %	-	-	-	95.000	0.00%	NC	95.000	28	14,584	148,923		
ENAT1 2022 A 8,80%	TNPSLOPEJVO7	NAF27		21 %	-	-	-	95.000	0.00%	NC	95.000	28	14,584	148,923		
ENAT1 2022 B 8,90%	TNHG2VXQ3BG0	NBF29		21 %	-	-	-	98.000	0.00%	NC	100.000	3	52	4,000		
ENAT1 2022 B 8,90%	TNHG2VXQ3BG0	NBF29		21 %	-	-	-	98.000	0.00%	NC	100.000	3	52	4,000		
ENAT1 2022 C 9,10%	TN5XXZZ454U2	NCF32		21 %	-	-	-	100.000	0.00%	NC	100.000	-	-	-		
ENAT1 2022 C 9,10%	TN5XXZZ454U2	NCF32		21 %	-	-	-	100.000	0.00%	NC	100.000	-	-	-		
ENAT1 2022A T+2,4%	TNLEGO8CKWX3	NAV27		21 %	-	-	-	100.000	0.00%	NC	92.500	1	1,170	12,714		
ENAT1 2022A T+2,4%	TNLEGO8CKWX3	NAV27		21 %	-	-	-	100.000	0.00%	NC	92.500	1	1,170	12,714		
ENAT1 2022B T+2,5%	TN0OU20VQYS5	NBV29		21 %	-	-	-	100.000	0.00%	NC	100.000	-	-	-		
ENAT1 2022B T+2,5%	TN0OU20VQYS5	NBV29		21 %	-	-	-	100.000	0.00%	NC	100.000	-	-	-		
ENAT1 2022CT+2,65%	TNQHM7RIBR5	NCV32		21 %	-	-	-	100.000	0.00%	NC	100.000	-	-	-		
ENAT1 2022CT+2,65%	TNQHM7RIBR5	NCV32		21 %	-	-	-	100.000	0.00%	NC	100.000	-	-	-		

ENAT1 HASSAN2022 A	TNCDR74CL701	NHA27	21 %	-	-	-	100.000	0.00%	NC	100.000	-	-	-
ENAT1 HASSAN2022 A	TNCDR74CL701	NHA27	21 %	-	-	-	100.000	0.00%	NC	100.000	-	-	-
ENAT1 HASSAN2022 B	TNBHB9XIP394	NHB29	21 %	-	-	-	100.000	0.00%	NC	100.000	-	-	-
ENAT1 HASSAN2022 B	TNBHB9XIP394	NHB29	21 %	-	-	-	100.000	0.00%	NC	100.000	-	-	-
ENAT1 HASSAN2022 C	TNW1CN5IM5T4	NHC32	21 %	-	-	-	100.000	0.00%	NC	100.000	-	-	-
ENAT1 HASSAN2022 C	TNW1CN5IM5T4	NHC32	21 %	-	-	-	100.000	0.00%	NC	100.000	-	-	-
ENAT2 2022 9,35% B	TNQVHB5WZ2K2	NB2F9	21 %	-	-	-	97.100	0.00%	NC	101.750	1	100	8,250
ENAT2 2022 9,35% B	TNQVHB5WZ2K2	NB2F9	21 %	-	-	-	97.100	0.00%	NC	101.750	1	100	8,250
ENAT2 2022 9,60% C	TNI9EO2MTU05	NC2F2	21 %	-	-	-	100.700	0.00%	NC	100.700	-	-	-
ENAT2 2022 9,60% C	TNI9EO2MTU05	NC2F2	21 %	-	-	-	100.700	0.00%	NC	100.700	-	-	-
ENAT2 2022T+2,40%C	TN11TIB0EPV4	NC2V2	21 %	-	-	-	100.000	0.00%	NC	100.000	-	-	-
ENAT2 2022T+2,40%C	TN11TIB0EPV4	NC2V2	21 %	-	-	-	100.000	0.00%	NC	100.000	-	-	-
ENAT2 HASSAN2022 B	TNU9AUB15T16	NH2B9	21 %	-	-	-	100.000	0.00%	NC	100.000	-	-	-
ENAT2 HASSAN2022 B	TNU9AUB15T16	NH2B9	21 %	-	-	-	100.000	0.00%	NC	100.000	-	-	-
ENAT2 HASSAN2022 C	TN714WHHNNW4	NH2C2	21 %	-	-	-	100.000	0.00%	NC	100.000	-	-	-
ENAT2 HASSAN2022 C	TN714WHHNNW4	NH2C2	21 %	-	-	-	100.000	0.00%	NC	100.000	-	-	-
ENAT2 HASSAN22 APP	TNM46OWVRPO6	NH2A7	21 %	-	-	-	65.000	0.00%	NC	65.000	-	-	-
ENAT2 HASSAN22 APP	TNM46OWVRPO6	NH2A7	21 %	-	-	-	65.000	0.00%	NC	65.000	-	-	-
ENAT22022 9,25%APP	TNJ1M1ZAWYG5	NA2F7	21 %	-	-	-	100.000	0.00%	NC	99.000	5	23,591	251,561
ENAT22022 9,25%APP	TNJ1M1ZAWYG5	NA2F7	21 %	-	-	-	100.000	0.00%	NC	99.000	5	23,591	251,561
ENAT22022 T+2,2% B	TNFOOWIRG8H7	NB2V9	21 %	-	-	-	100.000	0.00%	NC	100.000	-	-	-
ENAT22022 T+2,2% B	TNFOOWIRG8H7	NB2V9	21 %	-	-	-	100.000	0.00%	NC	100.000	-	-	-
ENT2 22 T+2,15%APP	TNQCK0BPZ5A4	NA2V7	21 %	-	-	-	100.000	0.00%	NC	100.000	1	1,500	15,830
ENT2 22 T+2,15%APP	TNQCK0BPZ5A4	NA2V7	21 %	-	-	-	100.000	0.00%	NC	100.000	1	1,500	15,830
ENAT3 2022 9,35% B	TNRGVSC8DE36	NB3F9	21 %	-	-	-	100.170	0.00%	NC	100.170	-	-	-
ENAT3 2022 9,35% B	TNRGVSC8DE36	NB3F9	21 %	-	-	-	100.170	0.00%	NC	100.170	-	-	-
ENAT3 2022 9,60% C	TN4A4WPDZOC1	NC3F2	21 %	-	-	-	100.000	0.00%	NC	100.000	-	-	-
ENAT3 2022 9,60% C	TN4A4WPDZOC1	NC3F2	21 %	-	-	-	100.000	0.00%	NC	100.000	-	-	-
ENAT3 2022T+2,40%C	TNIZ090I5G66	NC3V2	21 %	-	-	-	100.000	0.00%	NC	100.000	-	-	-
ENAT3 2022T+2,40%C	TNIZ090I5G66	NC3V2	21 %	-	-	-	100.000	0.00%	NC	100.000	-	-	-
ENAT32022 9,25%APP	TNXNSU5ILBI2	NA3F7	21 %	-	-	-	100.000	0.00%	NC	93.000	4	2,985	30,030
ENAT32022 9,25%APP	TNXNSU5ILBI2	NA3F7	21 %	-	-	-	100.000	0.00%	NC	93.000	4	2,985	30,030
ENAT32022 T+2,2% B	TN0JN6PVVH38	NB3V9	21 %	-	-	-	100.000	0.00%	NC	100.000	-	-	-
ENAT32022 T+2,2% B	TN0JN6PVVH38	NB3V9	21 %	-	-	-	100.000	0.00%	NC	100.000	-	-	-
ENT3 22 T+2,15%APP	TNWL1ODSWXK1	NA3V7	21 %	-	-	-	99.000	0.00%	NC	99.000	-	-	-
ENT3 22 T+2,15%APP	TNWL1ODSWXK1	NA3V7	21 %	-	-	-	99.000	0.00%	NC	99.000	-	-	-
BTA 8,8% Sept 2032	TNJL4N1SD7B2	B0932	21 %	-	-	-	100.000	0.00%	NC	100.000	-	-	-
BTA 8,8% Sept 2032	TNJL4N1SD7B2	B0932	21 %	-	-	-	100.000	0.00%	NC	100.000	-	-	-
ENAT4 2022 9,4% B	TNWRCVSYL730	NB4F9	21 %	-	-	-	100.000	0.00%	NC	96.000	1	99	8,179
ENAT4 2022 9,4% B	TNWRCVSYL730	NB4F9	21 %	-	-	-	100.000	0.00%	NC	96.000	1	99	8,179
ENAT4 2022 9,60% C	TNEFCT8MXYZ3	NC4F2	21 %	-	-	-	100.000	0.00%	NC	100.000	-	-	-
ENAT4 2022 9,60% C	TNEFCT8MXYZ3	NC4F2	21 %	-	-	-	100.000	0.00%	NC	100.000	-	-	-
ENAT4 2022T+2,25%C	TNVFSFLG1FH4	NC4V2	21 %	-	-	-	100.000	0.00%	NC	100.000	-	-	-
ENAT4 2022T+2,25%C	TNVFSFLG1FH4	NC4V2	21 %	-	-	-	100.000	0.00%	NC	100.000	-	-	-
ENAT4 HASSAN2022 C	TNQR5G236GA1	NH4C2	21 %	-	-	-	100.000	0.00%	NC	100.000	-	-	-
ENAT4 HASSAN2022 C	TNQR5G236GA1	NH4C2	21 %	-	-	-	100.000	0.00%	NC	100.000	-	-	-
ENAT42022 9,35%APP	TNOAYHSVTHY1	NA4F7	21 %	-	-	-	99.000	0.00%	NC	99.000	3	6,201	63,723
ENAT42022 9,35%APP	TNOAYHSVTHY1	NA4F7	21 %	-	-	-	99.000	0.00%	NC	99.000	3	6,201	63,723
ENAT42022T+2,05% B	TN7PM93UZP50	NB4V9	21 %	-	-	-	100.000	0.00%	NC	100.000	-	-	-
ENAT42022T+2,05% B	TN7PM93UZP50	NB4V9	21 %	-	-	-	100.000	0.00%	NC	100.000	-	-	-
ENAT4HASSAN2022APP	TNA3G5IE2961	NH4A7	21 %	-	-	-	100.000	0.00%	NC	100.000	-	-	-
ENAT4HASSAN2022APP	TNA3G5IE2961	NH4A7	21 %	-	-	-	100.000	0.00%	NC	100.000	-	-	-
ENT4 2022 T+2% APP	TN2MVOGUKOA5	NA4V7	21 %	-	-	-	100.750	0.00%	NC	100.750	-	-	-
ENT4 2022 T+2% APP	TN2MVOGUKOA5	NA4V7	21 %	-	-	-	100.750	0.00%	NC	100.750	-	-	-
BTA 8% Janv 2029	TNHUVZNLATV4	B0129	21 %	-	-	-	100.000	0.00%	NC	100.000	-	-	-
BTA 8% Janv 2029	TNHUVZNLATV4	B0129	21 %	-	-	-	100.000	0.00%	NC	100.000	-	-	-
ENAT1 2023 9,95% C	TNTKTEO5CIW5	NCF33	21 %	-	-	-	99.000	0.00%	NC	99.000	-	-	-
ENAT1 2023 9,95% C	TNTKTEO5CIW5	NCF33	21 %	-	-	-	99.000	0.00%	NC	99.000	-	-	-
ENAT1 2023 9,8% B	TNCGJF5TW027	NBF30	21 %	-	-	-	93.500	0.00%	NC	93.500	-	-	-
ENAT1 2023 9,8% B	TNCGJF5TW027	NBF30	21 %	-	-	-	93.500	0.00%	NC	93.500	-	-	-
ENAT1 2023T+1,95%C	TNHZAONAPWF9	NCV33	21 %	-	-	-	100.620	0.00%	NC	100.620	-	-	-
ENAT1 2023T+1,95%C	TNHZAONAPWF9	NCV33	21 %	-	-	-	100.620	0.00%	NC	100.620	-	-	-
ENAT1 HASSAN2023 B	TN36Q8OXFK87	NHB30	21 %	-	-	-	100.000	0.00%	NC	100.000	-	-	-
ENAT1 HASSAN2023 B	TN36Q8OXFK87	NHB30	21 %	-	-	-	100.000	0.00%	NC	100.000	-	-	-
ENAT12023 9,75%APP	TN6DQ00JBLT7	NAF28	21 %	-	-	-	100.000	0.00%	NC	97.000	14	54,045	589,477
ENAT12023 9,75%APP	TN6DQ00JBLT7	NAF28	21 %	-	-	-	100.000	0.00%	NC	97.000	14	54,045	589,477
ENAT12023T+1,75% B	TN3C6DVEWM76	NBV30	21 %	-	-	-	100.000	0.00%	NC	100.000	-	-	-
ENAT12023T+1,75% B	TN3C6DVEWM76	NBV30	21 %	-	-	-	100.000	0.00%	NC	100.000	-	-	-
ENAT1HASSAN2023APP	TNJ77SUL9423	NHA28	21 %	-	-	-	100.000	0.00%	NC	100.000	-	-	-
ENAT1HASSAN2023APP	TNJ77SUL9423	NHA28	21 %	-	-	-	100.000	0.00%	NC	100.000	-	-	-
ENT12023T+1,7% APP	TNBYZTD1920	NAV28	21 %	-	-	-	100.000	0.00%	NC	91.000	1	3,926	39,614
ENT12023T+1,7% APP	TNBYZTD1920	NAV28	21 %	-	-	-	100.000	0.00%	NC	91.000	1	3,926	39,614
ENAT2 2023 9,8% B	TNCR2TMAK1K8	NB2F0	21 %	-	-	-	99.000	0.00%	NC	99.000	-	-	-
ENAT2 2023 9,8% B	TNCR2TMAK1K8	NB2F0	21 %	-	-	-	99.000	0.00%	NC	99.000	-	-	-
ENAT2 2023 9,95% C	TNNZ2M9ZHIT3	NC2F3	21 %	-	-	-	97.000	0.00%	NC	97.000	-	-	-
ENAT2 2023 9,95% C	TNNZ2M9ZHIT3	NC2F3	21 %	-	-	-	97.000	0.00%	NC	97.000	-	-	-
ENAT2 2023T+1,95%C	TNDRFUSQRGB4	NC2V3	21 %	-	-	-	100.000	0.00%	NC	100.000	-	-	-
ENAT2 2023T+1,95%C	TNDRFUSQRGB4	NC2V3	21 %	-	-	-	100.000	0.00%	NC	100.000	-	-	-
ENAT2 HASSAN2023 ADD	TN1C7NRI C1407	NH2A8	21 %	-	-	-	63.000	0.00%	NC	70.000	2	440	2.890

ENAT2 HASSAN23 APP	TNS70RLC1A97	NH2A8	21 %	-	-	-	63.000	0.00%	NC	70.000	2	449	2,829
ENAT22023 9,75%APP	TNNI3UPDY012	NA2F8	21 %	-	-	-	100.000	0.00%	NC	99.010	57	27,347	293,993
ENAT22023 9,75%APP	TNNI3UPDY012	NA2F8	21 %	-	-	-	100.000	0.00%	NC	99.010	57	27,347	293,993
ENAT22023T+1,75% B	TNN50G7PX8W5	NB2V0	21 %	-	-	-	100.000	0.00%	NC	100.000	-	-	-
ENAT22023T+1,75% B	TNN50G7PX8W5	NB2V0	21 %	-	-	-	100.000	0.00%	NC	100.000	-	-	-
ENT22023T+1,7% APP	TNHOFRXHSG72	NA2V8	21 %	-	-	-	100.000	0.00%	NC	97.000	7	15,593	167,081
ENT22023T+1,7% APP	TNHOFRXHSG72	NA2V8	21 %	-	-	-	100.000	0.00%	NC	97.000	7	15,593	167,081
BTA 8,25% Juin2031	TNN0SOORH1F1	B0631	21 %	-	-	-	98.780	0.00%	NC	95.300	2	1,500	1,596,974
BTA 8,25% Juin2031	TNN0SOORH1F1	B0631	21 %	-	-	-	98.780	0.00%	NC	95.300	2	1,500	1,596,974
BTA 9,4% aout 2033	TNNUS2JABSF6	B0833	21 %	-	-	-	99.950	0.00%	NC	100.010	1	800	831,328
BTA 9,4% aout 2033	TNNUS2JABSF6	B0833	21 %	-	-	-	99.950	0.00%	NC	100.010	1	800	831,328
BTA 9,5% aout 2035	TN19GXXADLD0	B0835	21 %	-	-	-	100.000	0.00%	NC	100.000	-	-	-
BTA 9,5% aout 2035	TN19GXXADLD0	B0835	21 %	-	-	-	100.000	0.00%	NC	100.000	-	-	-
BTA 9% sept 2029	TNLRQIP00JY4	B0929	21 %	-	-	-	99.100	0.00%	NC	98.700	2	430	438,126
BTA 9% sept 2029	TNLRQIP00JY4	B0929	21 %	-	-	-	99.100	0.00%	NC	98.700	2	430	438,126
ENAT3 2023 9,8% B	TNVE955M6R90	NB3F0	21 %	-	-	-	100.000	0.00%	NC	100.000	-	-	-
ENAT3 2023 9,8% B	TNVE955M6R90	NB3F0	21 %	-	-	-	100.000	0.00%	NC	100.000	-	-	-
ENAT3 2023 9,95% C	TNDSN3G1YQE9	NC3F3	21 %	-	-	-	100.000	0.00%	NC	100.000	-	-	-
ENAT3 2023 9,95% C	TNDSN3G1YQE9	NC3F3	21 %	-	-	-	100.000	0.00%	NC	100.000	-	-	-
ENAT3 2023T+1,95%C	TN0LAJZU8LX6	NC3V3	21 %	-	-	-	100.000	0.00%	NC	100.000	-	-	-
ENAT3 2023T+1,95%C	TN0LAJZU8LX6	NC3V3	21 %	-	-	-	100.000	0.00%	NC	100.000	-	-	-
ENAT32023 9,75%APP	TNPECGNMPEV9	NA3F8	21 %	-	-	-	102.130	0.00%	NC	100.000	2	2,900	30,976
ENAT32023 9,75%APP	TNPECGNMPEV9	NA3F8	21 %	-	-	-	102.130	0.00%	NC	100.000	2	2,900	30,976
ENAT32023T+1,75% B	TNRS9CVT3SJ7	NB3V0	21 %	-	-	-	100.000	0.00%	NC	100.000	-	-	-
ENAT32023T+1,75% B	TNRS9CVT3SJ7	NB3V0	21 %	-	-	-	100.000	0.00%	NC	100.000	-	-	-
ENT32023T+1,7% APP	TNVI299YK4C1	NA3V8	21 %	-	-	-	97.500	0.00%	NC	97.500	-	-	-
ENT32023T+1,7% APP	TNVI299YK4C1	NA3V8	21 %	-	-	-	97.500	0.00%	NC	97.500	-	-	-
ENAT4 2023 9,8% B	TNBII1MJCEF3	NB4F0	21 %	-	-	-	101.700	0.00%	NC	100.000	1	70,000	7,192,299
ENAT4 2023 9,8% B	TNBII1MJCEF3	NB4F0	21 %	-	-	-	101.700	0.00%	NC	100.000	1	70,000	7,192,299
ENAT4 2023T+1,95%C	TN10K3C5R1G1	NC4V3	21 %	-	-	-	100.000	0.00%	NC	100.000	-	-	-
ENAT4 2023T+1,95%C	TN10K3C5R1G1	NC4V3	21 %	-	-	-	100.000	0.00%	NC	100.000	-	-	-
ENAT4 HASSAN2023 C	TNT8IJDMSJP7	NH4C3	21 %	-	-	-	100.000	0.00%	NC	100.000	-	-	-
ENAT4 HASSAN2023 C	TNT8IJDMSJP7	NH4C3	21 %	-	-	-	100.000	0.00%	NC	100.000	-	-	-
ENAT4 HASSAN23 APP	TNNS9SUDVGS5	NH4A8	21 %	-	-	-	100.000	0.00%	NC	100.000	-	-	-
ENAT4 HASSAN23 APP	TNNS9SUDVGS5	NH4A8	21 %	-	-	-	100.000	0.00%	NC	100.000	-	-	-
ENAT42023 9,75%APP	TNGVARQJO7Y7	NA4F8	21 %	-	-	-	102.200	0.00%	NC	96.000	5	2,126	21,806
ENAT42023 9,75%APP	TNGVARQJO7Y7	NA4F8	21 %	-	-	-	102.200	0.00%	NC	96.000	5	2,126	21,806
ENAT42023 9,95% C	TNBSXXEKBFR8	NC4F3	21 %	-	-	-	100.000	0.00%	NC	100.000	-	-	-
ENAT42023 9,95% C	TNBSXXEKBFR8	NC4F3	21 %	-	-	-	100.000	0.00%	NC	100.000	-	-	-
ENAT42023T+1,75% B	TNMCPXLL1EE2	NB4V0	21 %	-	-	-	100.000	0.00%	NC	100.000	-	-	-
ENAT42023T+1,75% B	TNMCPXLL1EE2	NB4V0	21 %	-	-	-	100.000	0.00%	NC	100.000	-	-	-
ENAT1 2024 9,8% B	TNUWXR58DVH5	NBF31	21 %	-	-	-	101.300	0.00%	NC	101.300	-	-	-
ENAT1 2024 9,8% B	TNUWXR58DVH5	NBF31	21 %	-	-	-	101.300	0.00%	NC	101.300	-	-	-
ENAT1 2024 9,95% C	TNRLFZ5FIX29	NCF34	21 %	-	-	-	100.000	0.00%	NC	100.000	-	-	-
ENAT1 2024 9,95% C	TNRLFZ5FIX29	NCF34	21 %	-	-	-	100.000	0.00%	NC	100.000	-	-	-
ENAT1 2024T+1,95%C	TN85T11TIY25	NCV34	21 %	-	-	-	100.000	0.00%	NC	100.000	-	-	-
ENAT1 2024T+1,95%C	TN85T11TIY25	NCV34	21 %	-	-	-	100.000	0.00%	NC	100.000	-	-	-
ENAT12024 9,75%APP	TNLI8MDN3K59	NAF29	21 %	-	-	-	100.000	0.00%	NC	100.000	22	12,840	128,578
ENAT12024 9,75%APP	TNLI8MDN3K59	NAF29	21 %	-	-	-	100.000	0.00%	NC	100.000	22	12,840	128,578
ENAT12024T+1,75% B	TN2781ZB9E10	NBV31	21 %	-	-	-	100.000	0.00%	NC	100.000	2	20,000	2,039,323
ENAT12024T+1,75% B	TN2781ZB9E10	NBV31	21 %	-	-	-	100.000	0.00%	NC	100.000	2	20,000	2,039,323
ENAT1HASSAN2024 B	TNV0IKZMIIV2	NHB31	21 %	-	-	-	100.000	0.00%	NC	100.000	-	-	-
ENAT1HASSAN2024 B	TNV0IKZMIIV2	NHB31	21 %	-	-	-	100.000	0.00%	NC	100.000	-	-	-
ENAT1HASSAN2024APP	TNX8RLJOS6K2	NHA29	21 %	-	-	-	100.000	0.00%	NC	100.000	-	-	-
ENAT1HASSAN2024APP	TNX8RLJOS6K2	NHA29	21 %	-	-	-	100.000	0.00%	NC	100.000	-	-	-
ENT12024T+1,7% APP	TNJ48E224391	NAV29	21 %	-	-	-	100.000	0.00%	NC	100.000	-	-	-
ENT12024T+1,7% APP	TNJ48E224391	NAV29	21 %	-	-	-	100.000	0.00%	NC	100.000	-	-	-
ENAT2 2024 9,8% B	TNX0K9990B08	NB2F1	21 %	-	-	-	101.300	0.00%	NC	101.300	-	-	-
ENAT2 2024 9,8% B	TNX0K9990B08	NB2F1	21 %	-	-	-	101.300	0.00%	NC	101.300	-	-	-
ENAT2 2024 9,95% C	TN5WI26K4ER0	NC2F4	21 %	-	-	-	100.000	0.00%	NC	100.000	-	-	-
ENAT2 2024 9,95% C	TN5WI26K4ER0	NC2F4	21 %	-	-	-	100.000	0.00%	NC	100.000	-	-	-
ENAT2 2024T+1,95%C	TN8KXKPKVQU2	NC2V4	21 %	-	-	-	100.000	0.00%	NC	100.000	-	-	-
ENAT2 2024T+1,95%C	TN8KXKPKVQU2	NC2V4	21 %	-	-	-	100.000	0.00%	NC	100.000	-	-	-
ENAT22024 9,75%APP	TNGB6J5LA0W7	NA2F9	21 %	3	11,354	113,563	100.000	0.00%		96.000	16	28,664	296,499
ENAT22024 9,75%APP	TNGB6J5LA0W7	NA2F9	21 %	3	11,354	113,563	100.000	0.00%		96.000	16	28,664	296,499
ENAT22024T+1,75% B	TNC6WBFURIQ8	NB2V1	21 %	-	-	-	100.000	0.00%	NC	100.000	-	-	-
ENAT22024T+1,75% B	TNC6WBFURIQ8	NB2V1	21 %	-	-	-	100.000	0.00%	NC	100.000	-	-	-
ENAT2HASSAN2024 B	TNSTVM3VL445	NH2B1	21 %	-	-	-	100.000	0.00%	NC	100.000	-	-	-
ENAT2HASSAN2024 B	TNSTVM3VL445	NH2B1	21 %	-	-	-	100.000	0.00%	NC	100.000	-	-	-
ENAT2HASSAN24APP	TNNC5BCJLRM3	NH2A9	21 %	-	-	-	100.000	0.00%	NC	100.000	-	-	-
ENAT2HASSAN24APP	TNNC5BCJLRM3	NH2A9	21 %	-	-	-	100.000	0.00%	NC	100.000	-	-	-
ENT22024T+1,7% APP	TN2ZCQJFHW9	NA2V9	21 %	-	-	-	100.000	0.00%	NC	100.000	-	-	-
ENT22024T+1,7% APP	TN2ZCQJFHW9	NA2V9	21 %	-	-	-	100.000	0.00%	NC	100.000	-	-	-
ENAT3 2024 9,8% B	TNFC8O7A98F4	NB3F1	21 %	-	-	-	101.540	0.00%	NC	101.540	-	-	-
ENAT3 2024 9,8% B	TNFC8O7A98F4	NB3F1	21 %	-	-	-	101.540	0.00%	NC	101.540	-	-	-
ENAT3 2024 9,95% C	TNPDPODY2398	NC3F4	21 %	-	-	-	100.000	0.00%	NC	100.000	-	-	-
ENAT3 2024 9,95% C	TNPDPODY2398	NC3F4	21 %	-	-	-	100.000	0.00%	NC	100.000	-	-	-
ENAT3 2024T+1,95%C	TNLBC9INKV10	NC3V4	21 %	-	-	-	100.000	0.00%	NC	100.000	-	-	-
ENAT3 2024T+1,95%C	TNLBC9INKV10	NC3V4	21 %	-	-	-	100.000	0.00%	NC	100.000	-	-	-

ENAT3 HASSAN2024 B	TNINM1L131F4	NH3B1	21 %	-	-	-	100.000	0.00%	NC	100.000	-	-	-
ENAT3 HASSAN2024 B	TNINM1L131F4	NH3B1	21 %	-	-	-	100.000	0.00%	NC	100.000	-	-	-
ENAT32024 9,75%APP	TNBDWIX8EYF6	NA3F9	21 %	-	-	-	98.000	0.00%	NC	94.500	2	2,600	26,241
ENAT32024 9,75%APP	TNBDWIX8EYF6	NA3F9	21 %	-	-	-	98.000	0.00%	NC	94.500	2	2,600	26,241
ENAT32024T+1,75% B	TNAO0T7V1X56	NB3V1	21 %	-	-	-	100.000	0.00%	NC	100.000	-	-	-
ENAT32024T+1,75% B	TNAO0T7V1X56	NB3V1	21 %	-	-	-	100.000	0.00%	NC	100.000	-	-	-
ENT32024T+1,7% APP	TNZ2FOAA15O9	NA3V9	21 %	-	-	-	100.000	0.00%	NC	100.000	-	-	-
ENT32024T+1,7% APP	TNZ2FOAA15O9	NA3V9	21 %	-	-	-	100.000	0.00%	NC	100.000	-	-	-
BTA 9,70% Oct 2027	TN9EGII9CQ82	B1027	21 %	-	-	-	101.830	0.00%	NC	100.000	2	100	105,178
BTA 9,70% Oct 2027	TN9EGII9CQ82	B1027	21 %	-	-	-	101.830	0.00%	NC	100.000	2	100	105,178
BTA 9,87% Oct 2031	TNOODT102PF5	B1031	21 %	-	-	-	100.000	0.00%	NC	100.000	-	-	-
BTA 9,87% Oct 2031	TNOODT102PF5	B1031	21 %	-	-	-	100.000	0.00%	NC	100.000	-	-	-
BTA 9,80% Oct 2028	TN87SF5T9RO3	B1028	21 %	-	-	-	100.000	0.00%	NC	100.000	-	-	-
BTA 9,80% Oct 2028	TN87SF5T9RO3	B1028	21 %	-	-	-	100.000	0.00%	NC	100.000	-	-	-
ENAT4 2024 9,8% B	TN9092FJVKK8	NB4F1	21 %	-	-	-	101.400	0.00%	NC	101.400	-	-	-
ENAT4 2024 9,8% B	TN9092FJVKK8	NB4F1	21 %	-	-	-	101.400	0.00%	NC	101.400	-	-	-
ENAT4 2024 9,95% C	TNGCLJS7FYQ7	NC4F4	21 %	-	-	-	102.400	0.00%	NC	102.400	-	-	-
ENAT4 2024 9,95% C	TNGCLJS7FYQ7	NC4F4	21 %	-	-	-	102.400	0.00%	NC	102.400	-	-	-
ENAT4 2024T+1,95%C	TNTPNCECEBC3	NC4V4	21 %	-	-	-	100.000	0.00%	NC	100.000	-	-	-
ENAT4 2024T+1,95%C	TNTPNCECEBC3	NC4V4	21 %	-	-	-	100.000	0.00%	NC	100.000	-	-	-
ENAT4 HASSAN2024 B	TNZQNUDXK2Y3	NH4B1	21 %	-	-	-	100.000	0.00%	NC	100.000	-	-	-
ENAT4 HASSAN2024 B	TNZQNUDXK2Y3	NH4B1	21 %	-	-	-	100.000	0.00%	NC	100.000	-	-	-
ENAT42024 9,75%APP	TN9CYAY77XT1	NA4F9	21 %	-	-	-	102.700	0.00%	NC	95.000	6	64,400	676,561
ENAT42024 9,75%APP	TN9CYAY77XT1	NA4F9	21 %	-	-	-	102.700	0.00%	NC	95.000	6	64,400	676,561
ENAT42024T+1,75% B	TN45VKDAPM79	NB4V1	21 %	-	-	-	100.000	0.00%	NC	100.000	-	-	-
ENAT42024T+1,75% B	TN45VKDAPM79	NB4V1	21 %	-	-	-	100.000	0.00%	NC	100.000	-	-	-
ENT42024T+1,7% APP	TNSAWK5L94U9	NA4V9	21 %	-	-	-	100.000	0.00%	NC	100.000	-	-	-
ENT42024T+1,7% APP	TNSAWK5L94U9	NA4V9	21 %	-	-	-	100.000	0.00%	NC	100.000	-	-	-
BTA 9,89% Juin2033	TN15BPOGW9F1	B0633	21 %	-	-	-	100.000	0.00%	NC	100.000	-	-	-
BTA 9,89% Juin2033	TN15BPOGW9F1	B0633	21 %	-	-	-	100.000	0.00%	NC	100.000	-	-	-
BTA 9,90% Dec 2034	TNXJGTXAROH4	B1234	21 %	-	-	-	100.000	0.00%	NC	100.000	-	-	-
BTA 9,90% Dec 2034	TNXJGTXAROH4	B1234	21 %	-	-	-	100.000	0.00%	NC	100.000	-	-	-
BTA 9,87% Janv2032	TNCYAUILJ413	B0132	21 %	-	-	-	104.460	0.00%	NC	101.310	4	800	830,894
BTA 9,87% Janv2032	TNCYAUILJ413	B0132	21 %	-	-	-	104.460	0.00%	NC	101.310	4	800	830,894
BTA 9,83% mars2034	TNV7HGOLTYL8	B0334	21 %	-	-	-	100.000	0.00%	NC	100.000	-	-	-
BTA 9,83% mars2034	TNV7HGOLTYL8	B0334	21 %	-	-	-	100.000	0.00%	NC	100.000	-	-	-
BTA 9,28% juin2028	TNL8K8A9Q440	B0628	21 %	-	-	-	100.000	0.00%	NC	100.000	-	-	-
BTA 9,28% juin2028	TNL8K8A9Q440	B0628	21 %	-	-	-	100.000	0.00%	NC	100.000	-	-	-
BTA 9,49% juin2034	TNBF55WVBO32	B0634	21 %	-	-	-	100.000	0.00%	NC	100.000	-	-	-
BTA 9,49% juin2034	TNBF55WVBO32	B0634	21 %	-	-	-	100.000	0.00%	NC	100.000	-	-	-
BTA 9,37% juin2029	TNNC6SZ1UFM6	B0629	21 %	-	-	-	100.270	0.00%	NC	100.000	1	100	105,687
BTA 9,37% juin2029	TNNC6SZ1UFM6	B0629	21 %	-	-	-	100.270	0.00%	NC	100.000	1	100	105,687
BTA 9,45% juil2035	TNEHPA8HGPDP7	B0735	21 %	-	-	-	100.000	0.00%	NC	100.000	-	-	-
BTA 9,45% juil2035	TNEHPA8HGPDP7	B0735	21 %	-	-	-	100.000	0.00%	NC	100.000	-	-	-
BTA 9,31% juin2030	TNXS9NK4WGP1	B0630	21 %	-	-	-	101.760	0.00%	NC	100.730	5	700	748,327
BTA 9,31% juin2030	TNXS9NK4WGP1	B0630	21 %	-	-	-	101.760	0.00%	NC	100.730	5	700	748,327
BTA 9,28% mars2029	TN5NNTY0MW72	B0329	21 %	-	-	-	100.000	0.00%	NC	100.000	-	-	-
BTA 9,28% mars2029	TN5NNTY0MW72	B0329	21 %	-	-	-	100.000	0.00%	NC	100.000	-	-	-
BTA 9,40% Dec 2035	TNQEVW1AZTU8	B1235	21 %	-	-	-	100.000	0.00%	NC	100.000	-	-	-
BTA 9,40% Dec 2035	TNQEVW1AZTU8	B1235	21 %	-	-	-	100.000	0.00%	NC	100.000	-	-	-
BTA 7,75% Mars2035	TNRZET64V1L9	B0335	21 %	-	-	-	94.140	0.00%	NC	100.000	1	1,000	960,934
BTA 7,75% Mars2035	TNRZET64V1L9	B0335	21 %	-	-	-	94.140	0.00%	NC	100.000	1	1,000	960,934
BTA 7,75% Mars2036	TN673BVAIR04	B0336	21 %	-	-	-	100.000	0.00%	NC	100.000	-	-	-
BTA 7,75% Mars2036	TN673BVAIR04	B0336	21 %	-	-	-	100.000	0.00%	NC	100.000	-	-	-
BTA 7,75% Mars2038	TNEF0249ZM68	B0338	21 %	-	-	-	92.160	0.00%	NC	100.000	3	59,000	55,126,044
BTA 7,75% Mars2038	TNEF0249ZM68	B0338	21 %	-	-	-	92.160	0.00%	NC	100.000	3	59,000	55,126,044
BTA 7,50% Sept2034	TN7AELB464P3	B0934	21 %	-	-	-	100.000	0.00%	NC	100.000	-	-	-
BTA 7,50% Sept2034	TN7AELB464P3	B0934	21 %	-	-	-	100.000	0.00%	NC	100.000	-	-	-
BTA 8,45% Sept2030	TNGTIJFRR1B4	B0930	21 %	-	-	-	100.000	0.00%	NC	100.000	-	-	-
BTA 8,45% Sept2030	TNGTIJFRR1B4	B0930	21 %	-	-	-	100.000	0.00%	NC	100.000	-	-	-
Total				6	22,708	227,126					506	1,323,680	185,368,108

Obligations privées

Trading session of 06/05/2026

Year 2026

Sector / Issuer / Security	ISIN code	Mnemonic	Group	Unit	Trades	Volume	Value (TND)	Closing Price	Daily change	Indicator	Open	Trades	Volume	Value (TND)
BANQUES														
ABC TUNISIE														
ABCB0627 11,5%P7-2	TN0007780075	AC20B		21 %	-	-	-	100.000	0.00%		NC	100.000	-	-
ABCB0627 11,5%P7-2	TN0007780075	AC20B		21 %	-	-	-	100.000	0.00%		NC	100.000	-	-
AMEN BANK														
AB0528 7,0%AP20	TN0003400330	AB58B		21 %	-	-	-	100.000	0.00%		NC	100.000	-	-
AB0528 7,0%AP20	TN0003400330	AB58B		21 %	-	-	-	100.000	0.00%		NC	100.000	-	-
ABSC0228 9,4%AP7-2	TN0003400678	AB53C		21 %	-	-	-	100.000	0.00%		NC	100.000	-	-
ABSC0228 9,4%AP7-2	TN0003400678	AB53C		21 %	-	-	-	100.000	0.00%		NC	100.000	-	-
AB SA0428T+2.7P7-2	TN0003400686	AB51A		21 %	-	-	-	100.000	0.00%		NC	100.000	-	-
AB SA0428T+2.7P7-2	TN0003400686	AB51A		21 %	-	-	-	100.000	0.00%		NC	100.000	-	-
AB SB0431T+2.8AP10	TN0003400694	AB51B		21 %	-	-	-	100.000	0.00%		NC	100.000	-	-
AB SB0431T+2.8AP10	TN0003400694	AB51B		21 %	-	-	-	100.000	0.00%		NC	100.000	-	-
ABSA1028 10,05%AP5	TNDE9EH7SA12	AB3AF		21 %	-	-	-	100.000	0.00%		NC	100.000	-	-
ABSA1028 10,05%AP5	TNDE9EH7SA12	AB3AF		21 %	-	-	-	100.000	0.00%		NC	100.000	-	-
ABSA1028T+2.15%AP5	TNL8PGUB9C93	AB3AV		21 %	-	-	-	100.000	0.00%		NC	100.000	-	-
ABSA1028T+2.15%AP5	TNL8PGUB9C93	AB3AV		21 %	-	-	-	100.000	0.00%		NC	100.000	-	-
ABSC1030 10,2%P7-2	TN5PTKYMCD13	AB3CF		21 %	-	-	-	100.000	0.00%		NC	100.000	-	-
ABSC1030 10,2%P7-2	TN5PTKYMCD13	AB3CF		21 %	-	-	-	100.000	0.00%		NC	100.000	-	-
ABSC1030T+2.3%P7-2	TNTMJ1DJ4SH4	AB3CV		21 %	-	-	-	100.000	0.00%		NC	100.000	-	-
ABSC1030T+2.3%P7-2	TNTMJ1DJ4SH4	AB3CV		21 %	-	-	-	100.000	0.00%		NC	100.000	-	-
ABSD1030 10,3% IF7	TN0GGAF4RX47	AB3DF		21 %	-	-	-	100.000	0.00%		NC	100.000	-	-
ABSD1030 10,3% IF7	TN0GGAF4RX47	AB3DF		21 %	-	-	-	100.000	0.00%		NC	100.000	-	-
ABSD1030 T+2,4%IF7	TNR3ZRJWC984	AB3DV		21 %	-	-	-	100.000	0.00%		NC	100.000	-	-
ABSD1030 T+2,4%IF7	TNR3ZRJWC984	AB3DV		21 %	-	-	-	100.000	0.00%		NC	100.000	-	-
ABSA1130T+1,65%AP5	TNQK7QIECB53	AB55A		21 %	-	-	-	100.000	0.00%		NC	100.000	2	35
ABSA1130T+1,65%AP5	TNQK7QIECB53	AB55A		21 %	-	-	-	100.000	0.00%		NC	100.000	2	35
ABSB1132T+1,75P7-2	TNA3Z7AYXX2	AB55B		21 %	-	-	-	100.000	0.00%		NC	100.000	1	30,000
ABSB1132T+1,75P7-2	TNA3Z7AYXX2	AB55B		21 %	-	-	-	100.000	0.00%		NC	100.000	1	30,000
ARAB TUNISIAN BANK														
ATB0527T+1,75%AP20	TN0003600491	ATB7C		21 %	-	-	-	100.000	0.00%		NC	100.000	-	-
ATB0527T+1,75%AP20	TN0003600491	ATB7C		21 %	-	-	-	100.000	0.00%		NC	100.000	-	-
ATB0532T+2,0%AP25	TN0003600509	ATB7D		21 %	-	-	-	100.000	0.00%		NC	100.000	-	-
ATB0532T+2,0%AP25	TN0003600509	ATB7D		21 %	-	-	-	100.000	0.00%		NC	100.000	-	-
ATB0529 5,9%P20-5	TN0003600582	ATB82		21 %	-	-	-	100.000	0.00%		NC	100.000	-	-
ATB0529 5,9%P20-5	TN0003600582	ATB82		21 %	-	-	-	100.000	0.00%		NC	100.000	-	-
ATBSB0328T+2,1AP10	TN0003600657	ATBSB		21 %	-	-	-	100.000	0.00%		NC	100.000	-	-
ATBSB0328T+2,1AP10	TN0003600657	ATBSB		21 %	-	-	-	100.000	0.00%		NC	100.000	-	-
BANQUE DE TUNISIE ET DES EMIRATS														
BTE0930 5,85%AP20	TN0001300607	BE10B		21 %	-	-	-	100.000	0.00%		NC	100.000	-	-
BTE0930 5,85%AP20	TN0001300607	BE10B		21 %	-	-	-	100.000	0.00%		NC	100.000	-	-
BTE0232 6,25%P20	TN0001300623	BE11F		21 %	-	-	-	100.000	0.00%		NC	100.000	-	-
BTE0232 6,25%P20	TN0001300623	BE11F		21 %	-	-	-	100.000	0.00%		NC	100.000	-	-
BTEB0127 11,5%P7-2	TN0001300680	BE98F		21 %	-	-	-	100.000	0.00%		NC	100.000	-	-
BTEB0127 11,5%P7-2	TN0001300680	BE98F		21 %	-	-	-	100.000	0.00%		NC	100.000	-	-
BTEB0127T+3,25P7-2	TN0001300698	BE98V		21 %	-	-	-	100.000	0.00%		NC	100.000	-	-
BTEB0127T+3,25P7-2	TN0001300698	BE98V		21 %	-	-	-	100.000	0.00%		NC	100.000	-	-
BANQUE INTERNATIONALE ARABE DE TUNISIE														
BSA0627 8,75% P5PP	TN0S9Z1I0G78	B22AF		21 %	-	-	-	100.000	0.00%		NC	100.000	-	-
BSA0627 8,75% P5PP	TN0S9Z1I0G78	B22AF		21 %	-	-	-	100.000	0.00%		NC	100.000	-	-
BSA0627T+2,55%P5PP	TN2XZZTDCR70	B22AV		21 %	-	-	-	100.000	0.00%		NC	100.000	-	-
BSA0627T+2,55%P5PP	TN2XZZTDCR70	B22AV		21 %	-	-	-	100.000	0.00%		NC	100.000	-	-
BSB0627 8,75% P5	TNBLRFH96SL4	B22BF		21 %	-	-	-	100.130	0.00%		NC	100.130	-	-
BSB0627 8,75% P5	TNBLRFH96SL4	B22BF		21 %	-	-	-	100.130	0.00%		NC	100.130	-	-
BSB0627T+2,55% P5	TNUALDKV3BS3	B22BV		21 %	-	-	-	100.000	0.00%		NC	100.000	-	-
BSB0627T+2,55% P5	TNUALDKV3BS3	B22BV		21 %	-	-	-	100.000	0.00%		NC	100.000	-	-
BSC0627 9,15% IF5	TNODT4SXV9P9	B22CF		21 %	-	-	-	101.010	0.00%		NC	98.440	7	5,000
BSC0627 9,15% IF5	TNODT4SXV9P9	B22CF		21 %	-	-	-	101.010	0.00%		NC	98.440	7	5,000
BSC0627T+2,95% IF5	TN9MG9SI38K0	B22CV		21 %	-	-	-	102.020	0.00%		NC	91.720	2	3,280
BSC0627T+2,95% IF5	TN9MG9SI38K0	B22CV		21 %	-	-	-	102.020	0.00%		NC	91.720	2	3,280
BSD0629 9,20% P7-2	TN8J8QFA4123	B22DF		21 %	-	-	-	100.000	0.00%		NC	100.000	-	-
BSD0629 9,20% P7-2	TN8J8QFA4123	B22DF		21 %	-	-	-	100.000	0.00%		NC	100.000	-	-
BSD0629 T+3% P7-2	TNG0JL1IIN67	B22DV		21 %	-	-	-	100.000	0.00%		NC	100.000	-	-
BSD0629 T+3% P7-2	TNG0JL1IIN67	B22DV		21 %	-	-	-	100.000	0.00%		NC	100.000	-	-
BSE0629 9,45% IF7	TNPZ2BZUFO23	B22EF		21 %	-	-	-	100.000	0.00%		NC	100.000	-	-
BSE0629 9,45% IF7	TNPZ2BZUFO23	B22EF		21 %	-	-	-	100.000	0.00%		NC	100.000	-	-
BSE0629T+3,25% IF7	TN4IAOG1Z7S3	B22EV		21 %	-	-	-	100.000	0.00%		NC	100.000	-	-
BSE0629T+3,25% IF7	TN4IAOG1Z7S3	B22EV		21 %	-	-	-	100.000	0.00%		NC	100.000	-	-
BSF0632 9,60%P10-5	TNGQ611JKPR4	B22FF		21 %	-	-	-	100.000	0.00%		NC	100.000	-	-
BSF0632 9,60%P10-5	TNGQ611JKPR4	B22FF		21 %	-	-	-	100.000	0.00%		NC	100.000	-	-
BSF0632T+3,35P10-5	TNDJUT047VF9	B22FV		21 %	-	-	-	100.180	0.00%		NC	100.180	-	-
BSF0632T+3,35P10-5	TNDJUT047VF9	B22FV		21 %	-	-	-	100.180	0.00%		NC	100.180	-	-
BSG0632 9,70% IF10	TNFSFT39R800	B22GF		21 %	-	-	-	100.760	0.00%		NC	100.760	-	-
BSG0632 9,70% IF10	TNFSFT39R800	B22GF		21 %	-	-	-	100.760	0.00%		NC	100.760	-	-

BSG0632T+3.45%IF10	TNHD4NKEWF69	B22GV	21 %	-	-	-	100.000	0.00%	NC	100.000	-	-	-
BSG0632T+3.45%IF10	TNHD4NKEWF69	B22GV	21 %	-	-	-	100.000	0.00%	NC	100.000	-	-	-
BANQUE TUNISO KOWEITTIENNE													
BTK0230 5.85%P20	TN0004620142	BTK9D	21 %	-	-	-	100.000	0.00%	NC	100.000	-	-	-
BTK0230 5.85%P20	TN0004620142	BTK9D	21 %	-	-	-	100.000	0.00%	NC	100.000	-	-	-
BTK0130 T+2.5% AP5	TN3Z8BRRN997	BTK24	21 %	-	-	-	100.000	0.00%	NC	100.000	-	-	-
BTK0130 T+2.5% AP5	TN3Z8BRRN997	BTK24	21 %	-	-	-	100.000	0.00%	NC	100.000	-	-	-
BH BANK													
BH SC1028 9.1%P7-2	TN0PIDORGAE6	BS21C	21 %	-	-	-	99.970	0.00%	NC	99.970	-	-	-
BH SC1028 9.1%P7-2	TN0PIDORGAE6	BS21C	21 %	-	-	-	99.970	0.00%	NC	99.970	-	-	-
BHSA1026T+2.55P5-1	TNSH8NXC1WC4	BS21A	21 %	-	-	-	101.170	0.00%	NC	100.860	2	2,877	76.032
BHSA1026T+2.55P5-1	TNSH8NXC1WC4	BS21A	21 %	-	-	-	101.170	0.00%	NC	100.860	2	2,877	76.032
BHSB1026T+2.7%INF5	TNIHWO49ARG5	BS21B	21 %	-	-	-	100.000	0.00%	NC	100.000	-	-	-
BHSB1026T+2.7%INF5	TNIHWO49ARG5	BS21B	21 %	-	-	-	100.000	0.00%	NC	100.000	-	-	-
BHSD1028T+2.9%P7-2	TNA4HARL4UU5	BS21D	21 %	-	-	-	100.000	0.00%	NC	100.000	-	-	-
BHSD1028T+2.9%P7-2	TNA4HARL4UU5	BS21D	21 %	-	-	-	100.000	0.00%	NC	100.000	-	-	-
SOCIETE TUNISIENNE DE BANQUE													
STB0528T+1.75%AP20	TN0002601003	STB8C	21 %	-	-	-	100.000	0.00%	NC	100.000	-	-	-
STB0528T+1.75%AP20	TN0002601003	STB8C	21 %	-	-	-	100.000	0.00%	NC	100.000	-	-	-
STB0533 T+2.0%AP25	TN0002601011	STB8D	21 %	-	-	-	100.000	0.00%	NC	100.000	-	-	-
STB0533 T+2.0%AP25	TN0002601011	STB8D	21 %	-	-	-	100.000	0.00%	NC	100.000	-	-	-
STB SC1126 11%P7-2	TN0002601169	S91CF	21 %	-	-	-	100.150	0.00%	NC	100.150	-	-	-
STB SC1126 11%P7-2	TN0002601169	S91CF	21 %	-	-	-	100.150	0.00%	NC	100.150	-	-	-
STBSC1126T+2.8P7-2	TN0002601177	S91CV	21 %	-	-	-	100.000	0.00%	NC	100.000	-	-	-
STBSC1126T+2.8P7-2	TN0002601177	S91CV	21 %	-	-	-	100.000	0.00%	NC	100.000	-	-	-
STBSD1126 11,5%IF7	TN0002601185	S891D	21 %	-	-	-	100.000	0.00%	NC	100.000	-	-	-
STBSD1126 11,5%IF7	TN0002601185	S891D	21 %	-	-	-	100.000	0.00%	NC	100.000	-	-	-
STB SC0427 11%P7-2	TN0002601219	S20CF	21 %	-	-	-	100.150	0.00%	NC	100.150	-	-	-
STB SC0427 11%P7-2	TN0002601219	S20CF	21 %	-	-	-	100.150	0.00%	NC	100.150	-	-	-
STBSA0127 8.7% AP5	TNWQSOMZ65V8	S21AF	21 %	-	-	-	99.520	0.00%	NC	99.520	-	-	-
STBSA0127 8.7% AP5	TNWQSOMZ65V8	S21AF	21 %	-	-	-	99.520	0.00%	NC	99.520	-	-	-
STBSA0127T+2.3%AP5	TN8X3GZLYOR8	S21AV	21 %	-	-	-	98.820	0.00%	NC	98.820	-	-	-
STBSA0127T+2.3%AP5	TN8X3GZLYOR8	S21AV	21 %	-	-	-	98.820	0.00%	NC	98.820	-	-	-
STBSB0127 8.95%IF5	TNTGLIP3KDL6	S21BF	21 %	-	-	-	100.000	0.00%	NC	100.000	-	-	-
STBSB0127 8.95%IF5	TNTGLIP3KDL6	S21BF	21 %	-	-	-	100.000	0.00%	NC	100.000	-	-	-
STBSB0127T+2.55IF5	TN4U MPL967X2	S21BV	21 %	-	-	-	100.000	0.00%	NC	100.000	-	-	-
STBSB0127T+2.55IF5	TN4U MPL967X2	S21BV	21 %	-	-	-	100.000	0.00%	NC	100.000	-	-	-
STBSC0127 9.1% AP5	TNXFR5BNBPM9	S21CF	21 %	-	-	-	100.000	0.00%	NC	100.000	-	-	-
STBSC0127 9.1% AP5	TNXFR5BNBPM9	S21CF	21 %	-	-	-	100.000	0.00%	NC	100.000	-	-	-
STBSC0127T+2.7%AP5	TN2MYCP047G7	S21CV	21 %	-	-	-	100.000	0.00%	NC	100.000	-	-	-
STBSC0127T+2.7%AP5	TN2MYCP047G7	S21CV	21 %	-	-	-	100.000	0.00%	NC	100.000	-	-	-
STBSD0127 9.35%IF5	TNL6Z2LXMPE5	S21DF	21 %	-	-	-	100.000	0.00%	NC	100.000	-	-	-
STBSD0127 9.35%IF5	TNL6Z2LXMPE5	S21DF	21 %	-	-	-	100.000	0.00%	NC	100.000	-	-	-
STBSE0127 8.7% AP5	TNOR77XCOAH0	S21EF	21 %	-	-	-	100.000	0.00%	NC	100.000	-	-	-
STBSE0127 8.7% AP5	TNOR77XCOAH0	S21EF	21 %	-	-	-	100.000	0.00%	NC	100.000	-	-	-
UNION BANCAIRE POUR LE COMMERCE ET L INDUSTRIE													
UBCIS1130 9.30%AP5	TNTWU2KQRW54	UB55A	21 %	-	-	-	100.000	0.00%	NC	100.000	2	600	61,926
UBCIS1130 9.30%AP5	TNTWU2KQRW54	UB55A	21 %	-	-	-	100.000	0.00%	NC	100.000	2	600	61,926
UBCIS1132 9.4%P7-2	TN8S8S99B8S7	UB55C	21 %	-	-	-	100.000	0.00%	NC	100.000	-	-	-
UBCIS1132 9.4%P7-2	TN8S8S99B8S7	UB55C	21 %	-	-	-	100.000	0.00%	NC	100.000	-	-	-
UBCIS0131 9.10%AP5	TN4X28FG1HN5	UB52A	21 %	-	-	-	100.000	0.00%	NC	100.000	-	-	-
UBCIS0131 9.10%AP5	TN4X28FG1HN5	UB52A	21 %	-	-	-	100.000	0.00%	NC	100.000	-	-	-
UBCIS0133 9.2%P7-2	TNATYLQMS1D3	UB52C	21 %	-	-	-	100.000	0.00%	NC	100.000	-	-	-
UBCIS0133 9.2%P7-2	TNATYLQMS1D3	UB52C	21 %	-	-	-	100.000	0.00%	NC	100.000	-	-	-
UNION INTERNATIONALE DE BANQUES													
UIB0729 5.85%AP20	TN0003900248	UB91C	21 %	-	-	-	95.000	0.00%	NC	95.000	-	-	-
UIB0729 5.85%AP20	TN0003900248	UB91C	21 %	-	-	-	95.000	0.00%	NC	95.000	-	-	-
UIB0831 6.3%P20	TN0003900263	U111B	21 %	-	-	-	94.070	0.00%	NC	91.600	4	8,943	261,918
UIB0831 6.3%P20	TN0003900263	U111B	21 %	-	-	-	94.070	0.00%	NC	91.600	4	8,943	261,918
UIB0133 6.70% AP20	TN0003900305	UB21C	21 %	-	-	-	100.000	0.00%	NC	100.000	-	-	-
UIB0133 6.70% AP20	TN0003900305	UB21C	21 %	-	-	-	100.000	0.00%	NC	100.000	-	-	-
WIFACK INTERNATIONAL BANK													
WIB ID 0626 11%P7	TN0007200207	WB19D	21 %	-	-	-	100.000	0.00%	NC	100.000	-	-	-
WIB ID 0626 11%P7	TN0007200207	WB19D	21 %	-	-	-	100.000	0.00%	NC	100.000	-	-	-
WIBIC0626 10.75%P7	TN0007200199	WB19C	21 %	-	-	-	98.000	0.00%	NC	98.000	-	-	-
WIBIC0626 10.75%P7	TN0007200199	WB19C	21 %	-	-	-	98.000	0.00%	NC	98.000	-	-	-
WC0133 10.25%P10-2	TNMC9HTIB5A4	WB22C	21 %	-	-	-	100.000	0.00%	NC	100.000	-	-	-
WC0133 10.25%P10-2	TNMC9HTIB5A4	WB22C	21 %	-	-	-	100.000	0.00%	NC	100.000	-	-	-
WIB A 0128 9.25%P5	TNR4CLXNS261	WB22A	21 %	-	-	-	100.000	0.00%	NC	100.000	-	-	-
WIB A 0128 9.25%P5	TNR4CLXNS261	WB22A	21 %	-	-	-	100.000	0.00%	NC	100.000	-	-	-
WIBB0130 9.75%P7-2	TN6K3B3UUB12	WB22B	21 %	-	-	-	100.000	0.00%	NC	100.000	-	-	-
WIBB0130 9.75%P7-2	TN6K3B3UUB12	WB22B	21 %	-	-	-	100.000	0.00%	NC	100.000	-	-	-
SERVICES FINANCIERS													
ARAB TUNISIAN LEASE													
ATL A0127 9.6% AP5	TNFUHZ3R7VR5	AT21A	21 %	-	-	-	100.900	0.00%	NC	99.580	2	1,820	37,455
ATL A0127 9.6% AP5	TNFUHZ3R7VR5	AT21A	21 %	-	-	-	100.900	0.00%	NC	99.580	2	1,820	37,455
ATL B0129 9.8%P7-2	TN6KZZZEJ5N2	AT21B	21 %	-	-	-	100.000	0.00%	NC	100.000	-	-	-
ATL B0129 9.8%P7-2	TN6KZZZEJ5N2	AT21B	21 %	-	-	-	100.000	0.00%	NC	100.000	-	-	-
ATLB1029 10.3%P7-2	TNNW3558ZUL9	AT22B	21 %	-	-	-	100.000	0.00%	NC	100.000	-	-	-

ATLB1029 10.3%P7-2	TNNW3558ZUL9	AT22B	21 %	-	-	-	100.000	0.00%	NC	100.000	-	-	-
ATL A 1027 10% AP5	TN8DSPQCBC06	AT22A	21 %	-	-	-	100.000	0.00%	NC	99.010	4	6,160	258,794
ATL A 1027 10% AP5	TN8DSPQCBC06	AT22A	21 %	-	-	-	100.000	0.00%	NC	99.010	4	6,160	258,794
ATLA0228 10.5% AP5	TNMA55MMDD46	AT23A	21 %	-	-	-	100.000	0.00%	NC	100.000	-	-	-
ATLA0228 10.5% AP5	TNMA55MMDD46	AT23A	21 %	-	-	-	100.000	0.00%	NC	100.000	-	-	-
ATLB0230 10.7%P7-2	TNBW1945JEA5	AT23B	21 %	-	-	-	100.000	0.00%	NC	100.000	-	-	-
ATLB0230 10.7%P7-2	TNBW1945JEA5	AT23B	21 %	-	-	-	100.000	0.00%	NC	100.000	-	-	-
ATLA1028 10.7% AP5	TN06F5NFW3K1	A232A	21 %	-	-	-	99.340	0.00%	NC	99.340	-	-	-
ATLA1028 10.7% AP5	TN06F5NFW3K1	A232A	21 %	-	-	-	99.340	0.00%	NC	99.340	-	-	-
ATLB1030 10.9%P7-2	TNWE1PN6WF5	A232B	21 %	-	-	-	100.000	0.00%	NC	100.000	-	-	-
ATLB1030 10.9%P7-2	TNWE1PN6WF5	A232B	21 %	-	-	-	100.000	0.00%	NC	100.000	-	-	-
ATL0529 10.55% AP5	TNIKWGWIVBC2	AT241	21 %	-	-	-	101.800	0.00%	NC	99.250	2	3,510	311,340
ATL0529 10.55% AP5	TNIKWGWIVBC2	AT241	21 %	-	-	-	101.800	0.00%	NC	99.250	2	3,510	311,340
ATL0130 10.35% AP5	TNTUDMZLCA16	AT242	21 %	-	-	-	102.290	0.00%	NC	100.000	1	700	58,600
ATL0130 10.35% AP5	TNTUDMZLCA16	AT242	21 %	-	-	-	102.290	0.00%	NC	100.000	1	700	58,600
ATL0830 9.65% AP5	TNHOASGSR955	AT251	21 %	-	-	-	102.320	0.00%	NC	100.000	3	1,918	207,101
ATL0830 9.65% AP5	TNHOASGSR955	AT251	21 %	-	-	-	102.320	0.00%	NC	100.000	3	1,918	207,101
ATL0331 9.15% AP5	TN7XUIXDVQY8	AT252	21 %	-	-	-	100.000	0.00%	NC	100.000	-	-	-
ATL0331 9.15% AP5	TN7XUIXDVQY8	AT252	21 %	-	-	-	100.000	0.00%	NC	100.000	-	-	-
ATTIJARI LEASING													
TJL A 0927 10% AP5	TN4J4VCBM140	JL22F	21 %	-	-	-	100.000	0.00%	NC	100.000	-	-	-
TJL A 0927 10% AP5	TN4J4VCBM140	JL22F	21 %	-	-	-	100.000	0.00%	NC	100.000	-	-	-
TJLB927 T+2.75%AP5	TNCTFVWUXV74	JL22V	21 %	-	-	-	100.000	0.00%	NC	100.000	-	-	-
TJLB927 T+2.75%AP5	TNCTFVWUXV74	JL22V	21 %	-	-	-	100.000	0.00%	NC	100.000	-	-	-
TJL 1028 10.7% AP5	TNMEZPU3I4U2	JL23F	21 %	-	-	-	100.000	0.00%	NC	100.000	-	-	-
TJL 1028 10.7% AP5	TNMEZPU3I4U2	JL23F	21 %	-	-	-	100.000	0.00%	NC	100.000	-	-	-
TJL 0329 10.6% AP5	TN06AI2ZF0D3	JL24F	21 %	-	-	-	99.610	0.00%	NC	99.610	1	192	11,488
TJL 0329 10.6% AP5	TN06AI2ZF0D3	JL24F	21 %	-	-	-	99.610	0.00%	NC	99.610	1	192	11,488
TJL 0329T+2.5% AP5	TN88JDDM1JY5	JL24V	21 %	-	-	-	100.000	0.00%	NC	100.000	-	-	-
TJL 0329T+2.5% AP5	TN88JDDM1JY5	JL24V	21 %	-	-	-	100.000	0.00%	NC	100.000	-	-	-
BTK LEASING													
BTKLS0930 9.4% AP5	TN1T1YC5F1E6	BTKLF	21 %	-	-	-	100.000	0.00%	NC	100.000	-	-	-
BTKLS0930 9.4% AP5	TN1T1YC5F1E6	BTKLF	21 %	-	-	-	100.000	0.00%	NC	100.000	-	-	-
BTKLS930T+2.25%AP5	TNTFJ0AWNBP7	BTKLV	21 %	-	-	-	100.000	0.00%	NC	100.000	-	-	-
BTKLS930T+2.25%AP5	TNTFJ0AWNBP7	BTKLV	21 %	-	-	-	100.000	0.00%	NC	100.000	-	-	-
COMPAGNIE INTERNATIONALE DE LEASING													
CIL0628 10.55% AP5	TNY1F6BOX6F5	CL23F	21 %	-	-	-	101.330	0.00%	NC	100.000	1	500	33,078
CIL0628 10.55% AP5	TNY1F6BOX6F5	CL23F	21 %	-	-	-	101.330	0.00%	NC	100.000	1	500	33,078
DAAM TAMWEEL													
DAAM1030 10.1% AP5	TNTEPPETCXN3	DAM25	21 %	-	-	-	100.000	0.00%	NC	100.000	-	-	-
DAAM1030 10.1% AP5	TNTEPPETCXN3	DAM25	21 %	-	-	-	100.000	0.00%	NC	100.000	-	-	-
ENDA TAMWEEL													
ENDA A0729 10,8%P5	TNCYYRNQ4UA6	ENDAF	21 %	-	-	-	99.250	0.00%	NC	99.250	-	-	-
ENDA A0729 10,8%P5	TNCYYRNQ4UA6	ENDAF	21 %	-	-	-	99.250	0.00%	NC	99.250	-	-	-
ENDA A0729T+2.9%P5	TN44RRP7AMA4	ENDAV	21 %	-	-	-	100.000	0.00%	NC	100.000	-	-	-
ENDA A0729T+2.9%P5	TN44RRP7AMA4	ENDAV	21 %	-	-	-	100.000	0.00%	NC	100.000	-	-	-
ENDA B0731 11%P7-2	TNNEAGRSF0D0	ENDBF	21 %	-	-	-	100.000	0.00%	NC	100.000	-	-	-
ENDA B0731 11%P7-2	TNNEAGRSF0D0	ENDBF	21 %	-	-	-	100.000	0.00%	NC	100.000	-	-	-
ENDA A0630 10%P5	TN632S5VO835	NDAAF	21 %	-	-	-	100.000	0.00%	NC	100.000	-	-	-
ENDA A0630 10%P5	TN632S5VO835	NDAAF	21 %	-	-	-	100.000	0.00%	NC	100.000	-	-	-
ENDA A0630T+2.5%P5	TNJUB2R91MN4	NDAAV	21 %	-	-	-	100.000	0.00%	NC	100.000	-	-	-
ENDA A0630T+2.5%P5	TNJUB2R91MN4	NDAAV	21 %	-	-	-	100.000	0.00%	NC	100.000	-	-	-
ENDAB632 10.2%P7-2	TNUPKQSV5F28	NDABF	21 %	-	-	-	100.000	0.00%	NC	100.000	-	-	-
ENDAB632 10.2%P7-2	TNUPKQSV5F28	NDABF	21 %	-	-	-	100.000	0.00%	NC	100.000	-	-	-
HANNIBAL LEASE													
HLB0228 10,1%AP7-2	TN0007310584	H211B	21 %	-	-	-	100.000	0.00%	NC	100.000	-	-	-
HLB0228 10,1%AP7-2	TN0007310584	H211B	21 %	-	-	-	100.000	0.00%	NC	100.000	-	-	-
HL A0327 9.6% AP5	TN77U54Q5NV3	H22AF	21 %	-	-	-	100.000	0.00%	NC	100.000	-	-	-
HL A0327 9.6% AP5	TN77U54Q5NV3	H22AF	21 %	-	-	-	100.000	0.00%	NC	100.000	-	-	-
HL B0329 9.8%P7-2	TNJQTACHIQQ5	H22BF	21 %	-	-	-	100.000	0.00%	NC	100.000	-	-	-
HL B0329 9.8%P7-2	TNJQTACHIQQ5	H22BF	21 %	-	-	-	100.000	0.00%	NC	100.000	-	-	-
HLA0328 10.75% AP5	TNL7VQZVHR54	H231F	21 %	-	-	-	100.000	0.00%	NC	100.000	-	-	-
HLA0328 10.75% AP5	TNL7VQZVHR54	H231F	21 %	-	-	-	100.000	0.00%	NC	100.000	-	-	-
HLB0328 T+2.6% AP5	TNAGSVAVF5T2	H231V	21 %	-	-	-	100.000	0.00%	NC	100.000	-	-	-
HLB0328 T+2.6% AP5	TNAGSVAVF5T2	H231V	21 %	-	-	-	100.000	0.00%	NC	100.000	-	-	-
HL A0429 10.7% AP5	TNAQSF8ZD1W1	H241F	21 %	-	-	-	100.000	0.00%	NC	100.000	-	-	-
HL A0429 10.7% AP5	TNAQSF8ZD1W1	H241F	21 %	-	-	-	100.000	0.00%	NC	100.000	-	-	-
HL 0430 10.20% AP5	TN1PFTZ4HEM1	HL251	21 %	-	-	-	100.000	0.00%	NC	100.000	1	30,000	2,404,024
HL 0430 10.20% AP5	TN1PFTZ4HEM1	HL251	21 %	-	-	-	100.000	0.00%	NC	100.000	1	30,000	2,404,024
TAYSIR MICROFINANCE													
TAY A1029 10.9%P5	TNEDMOU67Y09	TAYAF	21 %	-	-	-	100.000	0.00%	NC	100.000	-	-	-
TAY A1029 10.9%P5	TNEDMOU67Y09	TAYAF	21 %	-	-	-	100.000	0.00%	NC	100.000	-	-	-
TAY A1029T+2.95%P5	TNYQ67SIXE1	TAYAV	21 %	-	-	-	100.000	0.00%	NC	100.000	-	-	-
TAY A1029T+2.95%P5	TNYQ67SIXE1	TAYAV	21 %	-	-	-	100.000	0.00%	NC	100.000	-	-	-
TAYB1031 11.1%P7-2	TNAX90TPIFM2	TAYBF	21 %	-	-	-	100.000	0.00%	NC	100.000	-	-	-
TAYB1031 11.1%P7-2	TNAX90TPIFM2	TAYBF	21 %	-	-	-	100.000	0.00%	NC	100.000	-	-	-
TAYB1031T+3.2%P7-2	TNS5WSWT6FD4	TAYBV	21 %	-	-	-	100.000	0.00%	NC	100.000	-	-	-
TAYB1031T+3.2%P7-2	TNS5WSWT6FD4	TAYBV	21 %	-	-	-	100.000	0.00%	NC	100.000	-	-	-
TAYSIR 0431 9,4%P5	TNDCN0PSCAD9	TAYBF	21 %	-	-	-	100.000	0.00%	NC	100.000	-	-	-

TAYSIR 0431 9,4%P5	TNDCN0PSCAD9	TAY6F	21 %	-	-	-	100.000	0.00%	NC	100.000	-	-	-
TAYSIR0431T+2,4%P5	TNRVE5COXCO6	TAY6V	21 %	-	-	-	100.000	0.00%	NC	100.000	-	-	-
TAYSIR0431T+2,4%P5	TNRVE5COXCO6	TAY6V	21 %	-	-	-	100.000	0.00%	NC	100.000	-	-	-
TUNISIE LEASING ET FACTORING													
TL B0626 11.7%P7-2	TN0002102127	T91BF	21 %	-	-	-	102.630	0.00%	NC	102.630	-	-	-
TL B0626 11.7%P7-2	TN0002102127	T91BF	21 %	-	-	-	102.630	0.00%	NC	102.630	-	-	-
TLF SA1026 9.8%AP5	TNZSBU7F6WY7	T21SA	21 %	-	-	-	100.880	0.00%	NC	100.880	-	-	-
TLF SA1026 9.8%AP5	TNZSBU7F6WY7	T21SA	21 %	-	-	-	100.880	0.00%	NC	100.880	-	-	-
TLF 0427 9.6% AP5	TNYJL6N2AEP6	TL22F	21 %	-	-	-	100.440	0.00%	NC	100.440	-	-	-
TLF 0427 9.6% AP5	TNYJL6N2AEP6	TL22F	21 %	-	-	-	100.440	0.00%	NC	100.440	-	-	-
TLF0427 T+2.75%AP5	TNKU48FZVRH1	TL22V	21 %	-	-	-	100.000	0.00%	NC	100.000	-	-	-
TLF0427 T+2.75%AP5	TNKU48FZVRH1	TL22V	21 %	-	-	-	100.000	0.00%	NC	100.000	-	-	-
TLF 1027 10% AP5	TNXIY8MEDJE3	T222F	21 %	-	-	-	100.000	0.00%	NC	100.000	-	-	-
TLF 1027 10% AP5	TNXIY8MEDJE3	T222F	21 %	-	-	-	100.000	0.00%	NC	100.000	-	-	-
TLF1027 T+2.75%AP5	TNR0099VZUY8	T222V	21 %	-	-	-	100.000	0.00%	NC	100.000	-	-	-
TLF1027 T+2.75%AP5	TNR0099VZUY8	T222V	21 %	-	-	-	100.000	0.00%	NC	100.000	-	-	-
TLF0428 10,55% AP5	TN99P72UERY9	TL231	21 %	-	-	-	100.000	0.00%	NC	100.000	-	-	-
TLF0428 10,55% AP5	TN99P72UERY9	TL231	21 %	-	-	-	100.000	0.00%	NC	100.000	-	-	-
TLF0129 10,70% AP5	TNMCJHUZPRD0	TL23F	21 %	-	-	-	101.760	0.00%	NC	99.130	3	3,910	244,742
TLF0129 10,70% AP5	TNMCJHUZPRD0	TL23F	21 %	-	-	-	101.760	0.00%	NC	99.130	3	3,910	244,742
TLF0129T+2.5%AP5	TNQYE48RCJT2	TL23V	21 %	-	-	-	100.000	0.00%	NC	100.000	-	-	-
TLF0129T+2.5%AP5	TNQYE48RCJT2	TL23V	21 %	-	-	-	100.000	0.00%	NC	100.000	-	-	-
TLF 0529T+2.5% AP5	TNUSNP2H8PH1	TL24V	21 %	-	-	-	100.000	0.00%	NC	100.000	-	-	-
TLF 0529T+2.5% AP5	TNUSNP2H8PH1	TL24V	21 %	-	-	-	100.000	0.00%	NC	100.000	-	-	-
TLF0529 10,60% AP5	TN4SCYEXIVY5	TL24F	21 %	-	-	-	102.510	0.00%	NC	100.000	1	350	31,451
TLF0529 10,60% AP5	TN4SCYEXIVY5	TL24F	21 %	-	-	-	102.510	0.00%	NC	100.000	1	350	31,451
TLF0929 10,50% AP5	TNIPE0BZOLR6	T242F	21 %	-	-	-	100.000	0.00%	NC	100.000	-	-	-
TLF0929 10,50% AP5	TNIPE0BZOLR6	T242F	21 %	-	-	-	100.000	0.00%	NC	100.000	-	-	-
TLF0929 T+2.5% AP5	TNP89T6GPQD0	T242V	21 %	-	-	-	100.000	0.00%	NC	100.000	-	-	-
TLF0929 T+2.5% AP5	TNP89T6GPQD0	T242V	21 %	-	-	-	100.000	0.00%	NC	100.000	-	-	-
TLF 0530 10% AP5	TNQ8KNUQO9D7	TL251	21 %	-	-	-	100.000	0.00%	NC	100.000	2	21,100	2,316,795
TLF 0530 10% AP5	TNQ8KNUQO9D7	TL251	21 %	-	-	-	100.000	0.00%	NC	100.000	2	21,100	2,316,795
TLFS1130 9,25% AP5	TNMTWPZD31L4	TL525	21 %	-	-	-	100.000	0.00%	NC	100.000	-	-	-
TLFS1130 9,25% AP5	TNMTWPZD31L4	TL525	21 %	-	-	-	100.000	0.00%	NC	100.000	-	-	-
Total				0	0	0					82	241,790	20,604,349

Instruments – Over-the-Counter Market

Equities

Trading session of 06/05/2026											Year 2026				
Company	ISIN code	Mnemonic	Group	Trades	Volume	Trading value	Closing Price	Daily change	Indicator	Open	Annual yield	Trades	Volume	Value (TND)	
SITEX	TN0004300307	SITEX		13	–	–	–	3.250	0.00%	NC	2.410	34.86%	2	2	6
STE TUN. DU SUCRE	TN0006170013	STS		13	–	–	–	10.830	2.95% H		9.600	12.81%	66	3,700	36,105
SITEX	TN0004300307	SITEX		13	–	–	–	3.250	0.00%	NC	2.410	34.86%	2	2	6
STE TUN. DU SUCRE	TN0006170013	STS		13	–	–	–	10.830	2.95% H		9.600	12.81%	66	3,700	36,105
Total					0	0	0						136	7,404	72,222

Lignes Secondaires

Trading session of 06/05/2026											Year 2026			
Company	ISIN code	Mnemonic	Group	Trades	Volume	Trading value	Closing Price	Daily change	Indicator	Dernier cours	Trades	Volume	Value (TND)	
No Data														

Other

Trading session of 06/05/2026											Year 2026			
Company	ISIN code	Mnemonic	Group	Trades	Volume	Trading value	Closing Price	Daily change	Indicator	Open	Annual yield	Trades	Volume	Value (TND)
No Data														